



**Firmware Release Note**

## **ZyWALL 5**

**Release 4.04(XD.9)C0**

**Date:**

**Jan 26, 2011**

**Author:**

**Billy Bian**

**Project Leader:**

**Billy Bian**

# **ZyXEL ZyWALL 5 Standard Version Release 4.04(XD.9)C0 Release Note**

**Date:** Jan 26, 2011

## **Supported Platforms:**

---

ZyXEL ZyWALL 5

## **Versions:**

---

ZyNOS Version: V4.04(XD.9) | 01/26/2011  
Bootbase Version: V1.09 | 02/16/2009 14:47:16  
Agent Version: V2.1.7(XD.0)base

## **Note:**

---

1. Restore to Factory Defaults Setting Requirement: No.
2. The setting of ignore triangle route is on in default ROM FILE. Triangle route network topology has potential security risks. For further details, please refer Appendix or User Guide for the triangle route issue.
3. IKE process in phase 2 will check ID information between system and peer. If you find that the IPSec connection has failed, please check your settings.
4. When firewall is turned from "Off" to "On", all connections running through the ZyWALL will be disconnected.
5. SUA/NAT address loopback feature is enabled on ZyWALL by default, however, if users do not need it, a C/I command "ip nat loopback off" could turn it off.
6. In WLAN configuration, a switch for enable / disable WLAN is added. The default value is "**disable**" since WLAN without any security setting is vulnerable. Please configure MAC filter, WEP and 802.1X when you enable WLAN feature.
7. When UPnP is on, and ZyWALL is rebooted, Windows XP may not detect it. Disconnecting and reconnecting the network wire again will solve this problem.
8. The default port roles for LAN/DMZ setting is: port 1 to port 4 are all LAN ports.
9. In bridge mode, If LAN side DHCP clients want to get DHCP address from WAN side DHCP server, you may need to turn on the firewall rule for BOOT\_CLIENT service type in WAN→LAN direction.
10. Under Bridge Mode, all LAN ports will behave as a hub, and all DMZ ports will also behave as another hub.
11. For users using the default ROMFILE in former release, please remove "ip nat session

- 1300" from autoexec.net by CI command "sys edit autoexec.net". (Upgrade from 3.62)
12. In previous 3.64 firmware, the VID value of DPD is not correct. VID change will cause current version not work with the wrong value. Please be sure to connect with devices which have updated VID, or the DPD may not work correctly.
  13. In SMT menu 24.1, "WCRD" only represents the WLAN card status when you insert WLAN card into the ZyWALL. If you insert TRUBO card, you will see " WCRD" is always down.
  14. If you do not want a mail to be scanned by Anti-Spam feature, you can add this mail into whitelist in eWC->Anti-Spam->Lists
  15. The first entry for static route is reserved for creating WAN default route and is READ-ONLY.
  16. If you have activated content filtering service but the registration service state is "Inactive"after upgrading to 4.00, please click "Service License Refresh" in "eWC->REGISTRATION->Registration" or wait until device synchronize with the myzyxel.com.
  17. The ZyWALL may get different DNS servers from WAN1 and WAN2, sometimes DNS servers get from WAN1 can't be used in WAN2 network, so it is suggested to use ZyWALL as DNS proxy for LAN/DMZ/WLAN users.
  18. Support Vantage CNM-Version 3.0.00.61.00
  19. For more information on commands, download the product line's CLI Reference Guide from the Download Library at [www.zyxel.com](http://www.zyxel.com).
  20. When device boots in Bridge Mode, some CI command error messages will be displayed on console. This is because some predefined CI commands in autoexec.net is forbidden to execute in Bridge Mode.
  21. IDP and Anti-Virus features must accompany with firewall, otherwise some action may fail.

## **Known Issues:**

---

### **System Limitation**

#### **[Bandwidth Management]**

1. Bandwidth Management doesn't work on wireless LAN.

#### **[Content Filter]**

1. Can't block ActiveX in some case. (Sometime the ActiveX block fails. This is because the ActiveX is cached in C:\WINNT\Downloaded Program Files\ If you want to test the ActiveX block functionality. Please clear the cache in windows.)

#### **[MISC]**

1. At SMT24.1, the collisions for WAN, LAN and DMZ port are not really counted.
2. Symptom: LAN host can ping Internet while LAN host change cable from LAN port to DMZ port.

#### **Condition:**

- (1) Host connects to LAN port and gets DHCP address from router.
- (2) Unplug LAN host cable and plug it into DMZ port.

- (3) The host can still ping Internet using LAN DHCP address
  - (4) The scenario will continue about 30secs.
3. Because of the memory shortage (ZW5/P1), device have to restart when customer need to upgrade firmware sometimes.

## **Issues**

### **[UPnP]**

1. Sometimes on screen the “Local Area Connection” icon for UPnP disappears. The icon shows again when restarting PC.

### **[Bandwidth Management]**

1. Bandwidth management H.323 service does not support Netmeeting H.323 application.
2. In some cases, BWM (Fairness-Based mode) cannot manage bandwidth accurately. Ex. In WAN interface, there are two subclasses for FTP service, their speed are 100Kbps and 500Kbps, the traffic match the filter which speed is 500Kbps may only use half of it's bandwidth.

### **[Bridge Mode]**

1. Don't use CLI command “bridge rstp bridge enable” to enable RSTP, it will change the initial Path Cost value to an incorrect value.

### **[Wireless]**

1. Wireless client still can scan device network after disabling wireless card.

### **[ALG]**

1. Symptom: P2002 can't connect with each other in Peer-to-Peer mode.  
Condition:  
Topology: P2002--(LAN)ZyWALL\_A(WAN, IP=172.21.2.151)--(WAN, IP=172.21.1.134)ZyWALL\_B(LAN)--P2002
  - (1) In ZyWALL\_A and ZyWALL\_B, add a "WAN to LAN" firewall rule to pass traffic with port "5060".
  - (2) In ZyWALL\_A and ZyWALL\_B, add a port forwarding rule "5060" to P2002.
  - (3) In ZyWALL\_A and ZyWALL\_B, enable SIP ALG.
  - (4) Setup both P2002 to Peer-to-Peer mode.
  - (5) Making the SIP connection by P2002 will be failed.
  - (6) Turn off firewall in ZyWALL\_A and ZyWALL\_B, sometimes the connection can be built up if we dial from P2002 which is behind ZyWALL\_A.

### **[Anti-Spam]**

1. Mail cannot be passed through in below conditions:
  - (1) Through 2 devices with Anti-Spam enabled.
  - (2) NAT loopback with Anti-Spam enabled.

### **[VPN]**

1. VPN rule swap does not support NAT Traversal.
2. When VPN tunnel is up with 3G as “My Gateway”, VPN tunnel will not be dropped when 3G WAN is disconnected.
3. Topology:  
PC1(1.33) --DUT---(VPN)-----ZW5---PC5(2.33)  
PC2(11.33)--  
PC3(21.33)--

PC4(31.33)--

Configure as attached romfile.

Steps:

- (1) DUT configures 2 IKE dynamic rules, and each attaches 2 IPSEC rules.
- (2) PC5 can ping PC3 and PC4 and the associated tunnels are built up.
- (3) When PC5 ping PC1, it will fail, and log shows "[ID] : Remote IP [192.168.2.0] / [255.255.255.0] conflicts".

[CNM]

1. DES/3DES encryption key doesn't unique.
2. Vantage will set incorrect root password to device when hash root password flag enable via ci command: "sys pwdHash on".
3. Vantage server can't check IP conflict with WAN on the following pages. LAN, WLAN, DMZ, Static Route and Dial Backup.
4. Agent can't response inquire success packet to Vantage when change port roles.
5. Vantage server configure remote management, login device eWC by Https, device will crash.
6. VPN>>VPN Ipsec >> In Virtual Address Mapping Rule, choose Active, set private or virtual IP range very large, such as 1.1.1.1-2.2.2.2. Device will crash because of no enough memory.

[MISC]

1. The DMZ TxPkts counter increment at about 1 pkt/min even without any Ethernet cables ever connected.
2. Symptom: After system password hash, downgrade F/W, user can't use GUI  
Condition:
  - (1) In patch 6 support password encrypted, CLI "sys pwdEncryption on". "sys md5 1234" will display a string "xxxxxxx"
  - (2) Downgrade F/W to patch2 (not support password encrypted), SMT can use password "xxxxxxx" login but GUI can't

[SMT]

1. Symptom: Cannot configure DDNS from SMT.  
Condition:
  - (1) Enter SMT menu1, Edit Dynamic DNS= Yes.
  - (2) Try to input username and password.
  - (3) Cannot input username, only can select yes or no.

[Others]

1. Symptom: ZyWALL5 can't downgrade FW from 404 to 402. SPR ID: 071205210  
Condition:
  - (1) Upgrade firmware to 4.04(XD.0)b1 and download the AV/IDP signature.
  - (2) Downgrade the firmware to 4.03 or lower version.
  - (3) The system will show "a file system error was detected: disk full! Please reboot the device and try again!"

- (4) Reboot the device, sometimes also can't upgrade the firmware.

## Features:

---

### **Modifications in V 4.04(XD.9) | 26/01/2011**

Modify for formal release.

### **Modifications in V 4.04(XD.9)b2 | 01/14/2011**

1. [ENHANCEMENT]

Support CLI command is “ip cf ignoreMIME on/off” in bridge mode.

### **Modifications in V 4.04(XD.9)b1 | 12/28/2010**

1. [ENHANCEMENT] SPR 101210748

Add CLI command to force Content filter doing strict check for MIME data.

The CLI command is “ip cf ignoreMIME on/off”, default is on.

2. [BUG FIX]

Symptom: Device fails to obtain WAN IP address from certain DHCP server after 48 hours.

### **Modifications in V 4.04(XD.8) | 02/11/2010**

Modify for formal release.

### **Modifications in V 4.04(XD.8)b1 | 02/09/2010**

1. [BUG FIX]

Fix a security issue related to HTTP.

### **Modifications in V 4.04(XD.7) | 01/05/2010**

Modify for formal release.

### **Modifications in V 4.04(XD.7)b1 | 12/25/2009**

1. [ENHANCEMENT]

Implement fast retransmit to enhance UTM throughput when tcp segments are out of order. CLI: sys UTM FastRetransmit yes/no

2. [BUG FIX] SPR ID: 091223684

Symptom:

ZyWALL sends NAT traversal keep-alive packets with wrong payload length.

Topology:

ZyWALL ---- (L) NAT router (W)----ZyWALL USG

Condition:

(1) Enable NAT traversal on both sides, and built VPN tunnel.

(2) After a while, some error log is generated on ZyWALL USG. Such as "error IPSec ##### Corruption Reason : 255 ##### "

3. [BUG FIX] SPR ID: 091201019

Symptom:

Device can't get IP from certain DHCP server.

Condition:

- (1) Device can't get IP from certain DHCP server.
- (2) It's observed the DHCPREQUEST message contains different 'xid' from the DHCPOFFER.

4. [BUG FIX] SPR ID: 091111960

Symptom:

The service expiring day is wrong under certain condition.

Condition:

- (1) Set device time as "2007-11-10" manually.
- (2) Register 1 year Content filter service or others. The expiring day would be 2008-11-10.
- (3) Update the time from time server, the system date would be 2009-11-10. But the service expiring day is still 2008-11-10. It should be 2010-11-10.

**Modifications in V 4.04(XD.6) | 10/13/2009**

Modify for formal release.

**Modifications in V4.04(XD.6)b2 | 10/07/2009**

1. [FEATURE CHANGE]

The registration and/or signature update will not be affected by SSL certificate renewal on the servers – customer can continue to do registration and/or signature update.

**Modifications in V4.04(XD.6)b1 | 09/25/2009**

1. [BUG FIX] SPR ID: 090717298

Symptom:

DNS proxy doesn't work in certain condition.

Condition:

- (1) Configure 4 DNS servers on the ZyWALL. Some servers are unavailable.
- (2) LAN side PCs uses the device as the DNS server.
- (3) LAN side PCs query lots of different domain names in short time and several domain names don't exist on any DNS server.
- (4) After a while, ZyWALL can not resolve the DNS query from LAN side.

2. [BUG FIX] SPR ID: 090612747

Symptom:

For one IPSec dynamic rule, all tunnels are dropped when just one reaches IKE retransmit limit.

Condition:

- (1) Setup a dynamic VPN rule on ZyWALL, 2 peers build tunnel with the ZyWALL.
- (2) After the tunnel between peer A is built successfully, dial IPSec VPN tunnel from peer B. When the IKE negotiation sending to peer B by ZyWALL is blocked or lost according to network issue (such as firewall), then the tunnel between peer A is also deleted when the IKE packets sent to peer B reaches retransmit limit.

**Modifications in V 4.04(XD.5) | 06/16/2009**



Modify for formal release.

**Modifications in V 4.04(XD.5)b1 | 06/05/2009**

1. [ENHANCEMENT]  
Import a new trusted CA in default configuration to support myzyxel.com certificate update.
2. [BUG FIX] SPR ID: 090520725  
Symptom:  
Content filter error message is showed by mistake  
Condition:  
(1) Reset to default configuration and activate the "Content Filter" service on the device.  
(2) On eWC NETWORK>>WAN, configure it with fixed IP address.  
(3) On eWC ADVANCED>>DNS>>System, add a public DNS server "172.25.5.1"  
(4) On eWC SECURITY>>CONTENT FILTER >>General, enable Content Filter.  
(5) On eWC SECURITY>>CONTENT FILTER >>Policy, add a policy for "any" address, and select all categories for external DB.  
(6) Configure LAN PC with public DNS server "4.2.2.2". Access to "www.sina.com.cn" on LAN PC is blocked by the device.  
(7) Reboot the device and refresh service on device. Then delete the configured DNS server.  
(8) When LAN PC tries to access "www.sina.com.cn" again, it's blocked with error message "Creating socket failed" while the device generates log "Cannot get the IP address of content filtering external database via DNS query." The correct error message should be "DNS resolving failed".
3. [BUG FIX] SPR ID: 090512882  
Symptom:  
DDNS service "Regfish" doesn't work.  
Condition:  
(1) In eWC->DDNS page, configure service Provider = WWW.REGFISH.COM and other related information.  
(2) After apply, there is no DDNS update log in EWC->log page. Check in WWW.REGFISH.COM web site, update doesn't successful.
4. [BUG FIX] SPR ID: 080305212  
Symptom:  
Add a custom service rule on Service page, click "apply" button, status bar show incorrect message.  
Condition:  
(1) In eWC/Firewall/Service, add a custom service rule  
(2) Service name is (TCP: 200), IP protocol is TCP, port is 200, then apply  
(3) The status bar will show "can not use '(' in Custom Port Name", should be "can

not use '(' in Custom Service Name".

5. [BUG FIX] SPR ID: 080523457

Symptom:

The hyperlink of signature policy in mail report is wrong.

Condition:

- (1) Enable IDP function.
- (2) Enable UTM (IDP) report function and mail report function.
- (3) Send report mail.
- (4) The hyperlink of signature policy in mail report is wrong, but such hyperlink in log page, IDP report or home page is ok.

6. [BUG FIX] SPR ID: 090602115

Symptom:

With PPPoE connection, device hangs when it works as DNS proxy.

Condition:

- (1) On GUI NETWORK>>WAN, configure ZyWALL WAN as neil-up PPPoE connection.
- (2) On GUI ADVANCED>>DNS>>SYSTEM, add 3 public DNS server.
- (3) Configure device as LAN PC's DNS server.
- (4) LAN PC ping domain name  
"\_ldap.\_tcp.Standardname-des-ersten-Standorts.\_sites.dc.\_msdcs.caramobil.loca"
- (5) Check device's mbuf usage with CLI "sys mbuf status"  
"Pool-ID: 1[type=0, st=3 size=(80/110) num=800] alarm=0 alloc=400 fail=0 free=398". There is 2 mbufs are not freed.(Remained cnt = alloc cnt - free cnt)
- (6) When LAN PC queries more and more for this domain name, more and more mbufs are leaked, then device will lead to hang.

7. [BUG FIX] SPR ID: 090601020

Symptom:

The trial period of IDP/AV is shown wrong in GUI.

Condition:

- (1) Goto page REGISTRATION-->Registration.
- (2) In Service Activation, you can see "IDP/AV 3-month Trail". In fact, IDP/AV only supports "1-month trail now".
- (3) The same problem happens in Wizard and help page.

**Modifications in V 4.04(XD.4) | 03/17/2009**

Modify for formal release.

**Modifications in V 4.04(XD.4)b1 | 03/05/2009**

1. [ENHANCEMENT]

Support change of report mail port and diagnostics mail port.

2. [ENHANCEMENT]

Enlarge the length of "Login Name" and "Password" in Dial Backup page, from 31 to

62.

3. [ENHANCEMENT]  
For dial backup, add a CI "aux ignoreDSRSignal" to support 3G modem which doesn't issue DSR signal.
4. [ENHANCEMENT]  
Add a note for Dianostics page
5. [BUG FIX] SPR ID: 081128311  
Symptom:  
When ZW lan PC do torrent download, lan pc will could not ping out.  
Topology:  
LAN PC-----ZW70----Internet.  
Condition:  
When ZW lan PC do torrent download, lan pc will could not ping out.Device RX has some issue.
6. [BUG FIX] SPR ID: 081127279  
Symptom:  
ZyWALL tranfer avidp signature type error.  
Condition:  
(1) register and activate service from wizard;  
(2) Go to myzyxel.com server.you will find like the log: “[INFO ] 2008-11-04 16:57:37-[Source IP]: 61.50.179.26 [Action]: service\_trial [Mac]: 0019CB90C429 [LK]: T-CF0002\*T-ZAS001\*T-ZAVID1 [CF Unique Key Flow]: true [FW]: 4.04 [Sig]: ZAVLIPS [SKU]:CFRT=1&CFTT=30&ISUT = 90 & ZAVT = 90 & ZSIG = ZAVLIPS”  
(3) Currently, ZYNOS devices do not support ZAVLIPS service yet.But the device transfer the parameter ZAVLIPS to myzyxel.com.
7. [BUG FIX] SPR ID: 081217938  
Symptom:  
Some OIDs are not available in the mib tree.Interface RX,TX, SNMP  
Condition:  
(1) Using ZyXEL private mib to display device status.  
(2) OID sysDeviceInterfaceTX and sysDeviceInterfaceRX are gray and there is no data for these two OIDs.
8. [BUG FIX] SPR ID: 081230768  
Symptom:  
User can't connect to ZyWALL via SSH if another user has connected to ZyWALL via, SSH but not login yet.  
Condition:  
(1) Connect to ZyWALL via SSH by one PC, but not enter login and pass, simply establish connection to ZyWALL.

(2) Make connection from another PC to ZyWALL via SSH, but second connection could not be established.

9. [BUG FIX] SPR ID: 090105013

Symptom:

Firewall blocks GRE packets between two Cisco routers.

Topology:

/----DMZ(public IP)-----Cisco router2(LAN:8.1.1.2)  
(lan:8.1.1.1)Cisco router1------(wan)ZW5--  
\----LAN

Condition:

(1) In firewall, traffic between WAN & DMZ is allowed. And log is enabled for WAN ---->DMZ.

(2) Configure NAT only for lan to wan, no nat between dmz and wan.

(3) Ping from 8.1.1.1 to 8.1.1.2 to start the tunnel, tunnel could not be built up and ping failed, no log is shown

(4) If tunnel has been built up already, ping from 8.1.1.1 to 8.1.1.2 failed, no log is shown

(5) If firewall is disabled, problem disappeared

10. [BUG FIX] SPR ID: 090121709

Symptom:

Fail to build VPN tunnel after SA lifetime expires.

Topology:

PC------(L)NAT router(W)------(L)DUT(W)---Internet  
(ZyXEL VPN Client)

Condition:

(1) Get ZyXEL VPN client from ftp://ftp.zyxel.com/ZyWALL\_IPSec\_VPN\_Client/software/ZyWALL\_IPSec\_VPN\_Client\_2.0.204.61.07.zip

(2) ZyXEL VPN client build VPN tunnel with DUT using NAT traversal.

(3) After phrase1 SA lifetime expires, can not build tunnel between them successfully.

11. [BUG FIX] SPR ID: 090305574

Symptom:

PC1 gets request timeout when doing nslookup using ZyWALL A as the DNS proxy.

Topology:

PC1-----(L)ZyWALL-----A(W)tunnel------(W)ZyWALL B(L)---DNS Server

Condition:

(1) Build VPN tunnel between ZyWALL A and ZyWALL B.

(2) Configure ZyWALL A as DNS Server of PC1.

(3) On ZyWALL A, edit web eWC/DNS, add a new NS record before the first record. (Domain Zone = \*, Private DNS Server = IP of "DNS Server").

(4) On "DNS Server", add an Address Record.

(FQDN = "aaabbbcc.china.com", IP Address = "192.168.2.33").

(5) On PC1, do nslookup "aaabbbcc.china.com", the result is request timeout.

**Modifications in V 4.04(XD.3)b2 | 10/29/2008**

1. [FEATURE CHANGE]  
WAS: Support URL link to bluecoat.  
IS: Remove URL link to bluecoat
2. [BUG FIX] SPR ID: 081023046  
Symptom: Device often can't work when its CF buffer reduces to a low value.  
Condition:  
(1) ZW70 F/W 4.04(WM.3)b1 can't work in PQA LAB during several hours. Restart the device, it can work fine.  
(2) Root cause: The CF buffer will reduce to 10 after LAN PC login a large number of websites; it's the side effect of bug fix 080707244.

**Modifications in V 4.04(XD.3)b1 | 10/15/2008**

1. [ENHANCEMENT]  
Support the service provider 3322 DDNS.
2. [ENHANCEMENT]  
Add an option "Allow users to disable Internet access" to control whether LAN users can disable Internet Connection.
3. [FEATURE CHANGE]  
WAS: CI "sys firewall dynamicrule display" can't be used when device debug flag is 0.  
IS: CI "sys firewall dynamicrule display" can be used but hidden when device debug flag is 0.
4. [FEATURE CHANGE]  
WAS: The SA monitor in IPSec Algorithm column shows info like "ESP AES--SHA1", and CI "ipsec show sa" could only show encryption algorithm like AES.  
IS: The SA monitor in IPSec Algorithm column shows info like "ESP AES128--SHA1", and CI "ipsec show sa" could show encryption algorithm like AES128.
5. [FEATURE CHANGE]  
WAS: "Anti-Spam Trial" is allowed to be registered and used  
IS: "Anti-Spam Trial" is not allowed to be registered
6. [FEATURE CHANGE]  
WAS: Default first DNS server for DHCP client is "From ISP"  
IS: Default first DNS server for DHCP client is "DNS Relay"

7. [BUG FIX] SPR ID: 080905611

Symptom:

After synchronization with same NTP server on PC and ZyWALL, the time on ZyWALL is always 5 seconds later than PC time.

Topology:

PC----- (L) ZyWALL (W) ---Internet

Condition:

- (1) Restore to default romfile, login Web page.
- (2) Edit eWC/MAINTENANCE/Time and Date, Time Protocol=NTP(RFC-1305), Time Server Address="time.stdtime.gov.cn", then click "Synchronize Now".
- (3) PC also synchronizes with the Time Server ("time.stdtime.gov.cn").
- (4) Compare the PC with ZyWALL, the time on ZyWALL is always 5 seconds later than PC time.

8. [BUG FIX] SPR ID: 080813923

Symptom:

After setting static wan IP address, release/renew device's IP address, the route table is not correct.

Condition:

- (1) In eWC>WAN page, set static IP address "172.25.22.220", its gateway is "172.25.22.254".
- (2) In SMT, input CI "ip dhcp enif1 client release" and "ip dhcp enif1 client renew".
- (3) In SMT, input CI "ip r s". There is no default route, so the route table is wrong.

9. [BUG FIX] SPR ID: 071121416

Symptom:

When 3CX phone A calls another 3CX phone B(enable sip ALG), the console will display some information.

Topology:

3CX Phone A----- (L)ZyWALL (W)----- 3CX Phone B----SIP Server

Condition:

ZyWALL:

- (1) Set with CI command "sys romr|y"
- (2) Set with CI command "ip alg enable SIP\_ALG"
- (3) Set firewall=disabled

3CX Phone A:

- (1) 3CX Phone A registered to SIP server.

3CX Phone B:

- (1) 3CX Phone B registered to SIP server

When 3CX phone A calls another 3CX phone B, the console display some information:

memcpy size is different from malloc size !!!

tszie=00000323

mszie=00000324

10. [BUG FIX] SPR ID: 080825974

Symptom:

HTTP Service can't be detected when using http upload.

Condition:

- (1) Enable AV, enable Zip file scan, Active HTTP, select direction WAN->LAN, then Apply.
- (2) Edit SMT 24.8, set with CI command "av load", "av config httpPost on", "av save".
- (3) Setup http server on LAN PC. HTTP Upload eicar.com and eicar\_com.zip from WAN pc to HTTP Server (you can get these files from [http://www.eicar.org/anti\\_virus\\_test\\_file.htm](http://www.eicar.org/anti_virus_test_file.htm)).
- (4) Go to LOGS page, there is no log related to eicar. And eicar.com and eicar\_com.zip aren't destroyed.
- (5) Repeat step 1~2, specially select direction LAN->WAN. Upload zip file, there is a log HTTP Virus infected - ID: xxxxxx,(W1->L),and the Zip file is destroyed. But file eicar.com still has not been detected.

11. [BUG FIX] SPR ID: 080813926

Symptom:

Under certain condition, input CI "ip cf externalDB unratedweb", the status of "unrated status" setting displayed is wrong.

Condition:

- (1) In SMT, input CI "ip cf policy insert 1", "ip cf policy config name 1", "ip cf policy config ipGroup add 1 192.168.1.100", "ip cf policy config webControl category block 61" to set up one CF policy, then save it by "ip cf policy save".
- (2) In SMT, input "ip cf externalDB unratedweb", the status of "unrated status" is "Unrated web site action: Block + Not Log", but in fact, the function of block "unrated" page is not enabled, so the status log is wrong. And in page eWC>CONTENT FILTER>General, the status of "unrated" is right.

12. [BUG FIX] SPR ID: 080822741

Symptom:

The background color of DNS system needs to be consistent.

Condition:

- (1) Enter page eWC>ADVANCED>DNS, Name Server Record
- (2) Check rows of Name Server Record, the background color is inconsistent in the last line.

13. [BUG FIX] SPR ID: 080925987

Symptom:

An UPnP rule is lost when uTorrent 1.8 is used.

Topology:

PC-----ZyWALL-----Internet

Condition:

- (3) Switch on UPnP of ZyWALL.
- (4) Open uTorrent 1.8 to download some files.
- (5) In eWC>ADVANCED>UPnP>Ports, there is only one port mapping rule of

uTorrent, of which protocol is UDP. And no TCP port mapping rule appears. In fact, there should be two port mapping rules of uTorrent, one TCP rule and one UDP rule.

**Modifications in V 4.04(XD.2) | 09/10/2008**

Modify for formal release.

**Modifications in V 4.04(XD.2)b2 | 09/04/2008**

1. [BUG FIX] SPR ID: 080827155  
Symptom: After flush route table, RIP doesn't work.  
Condition:  
  - (1) Rom reset DUT
  - (2) LAN PC generate rip packages, package number>128
  - (3) CI "ip route st", we can see the new routes
  - (4) CI "ip route flush"
  - (5) LAN PC generate rip packages again, package number>128
  - (6) CI "ip route st", there are no route information.
2. [BUG FIX] SPR ID: 080822691  
Symptom:  
  - (6) When test the BT stress, the DUT crash
  - (7) When test DUT DNS proxy function with Spirent Avalanche, DUT will hung.  
Condition (1):  
  1. DUT gets IP dynamically
  2. PC set DUT as its DNS server
  3. DUT enables "cache negative" in eWC/DNS/Cache page
  4. Download files by BT
  5. Power off the power when run a period of time
  6. Then turn on the power, the DUT crash  
Condition (2):  
  1. Configure DUT's DNS server as an unreachable one.
  2. Attach Spirent Avalanche to DUT LAN, configure DUT as its DNS server
  3. Start the Spirent Avalanche to generate lots DNS queries to DUT.
  4. After a while, DUT will hang and reboot itself.
3. [BUG FIX] SPR ID: 080822695  
Symptom: The release note is inconsistent with SPR  
Condition:  
For about the bug SPR ID: 080523448 can't build VPN tunnel after SA lifetime expires, the topology is wrong in release note, that is inconsistent with SPR, it need update.
4. [BUG FIX] SPR ID: 080903404  
Symptom: Upload FW to 4.04 patch 2 b1, High and severe IDP signatures ARE NOT LOGGED BY DEFAULT  
Condition:



Upload the 4.04 pre-version FW, for example, 4.04 patch1 and reset to default romfile  
Update the signature  
Upload the 4.04 patch 2 FW  
High and severe IDP signatures ARE NOT LOGGED BY DEFAULT, even update the latest version signature

**Modifications in V 4.04(XD.2)b1 | 08/20/2008**

1. [ENHANCEMENT]  
Enhance DNS proxy to support random transaction id and random source port.
2. [BUG FIX] SPR ID: 080523448  
Symptom: Can't build VPN tunnel after SA lifetime expires.  
Topology:  
PC----- (L) NAT (W) ----- (W) ZyWALL (L) ---Internet  
(ZyXEL VPN Client)  
Condition:  
(1) ZyXEL VPN client build VPN tunnel with ZyWALL using NAT traversal.  
(2) After phase1 SA lifetime expires, cannot build tunnel between them successfully.
3. [BUG FIX] SPR ID: 080523446  
Symptom: Query a non-exist domain name always show timeout when DNS server returns 'no such name'.  
Topology:  
PC with Linux--- (L) ZyWALL (W) ---DNS server  
Condition:  
(8) Go to eWC>ADVANCED>DNS>System, only configure ZyWALL with one user-defined DNS server, confirm NO default server.  
(9) Configure ZyWALL works as DNS proxy.  
(10) Enter command in Linux shell: "date;host www.noexist2345.com;date" will display like following after 10seconds later:  
Fri Mar 21 17:30:40 CST 2008  
;;connection timed out;no servers could be reached  
Fri Mar 21 17:30:40 CST 2008
4. [BUG FIX] SPR ID: 080718239  
Symptom: ZyWALL 5 crashes when customer tries to receive some specific mails.  
Topology:  
Mail client----- (LAN) ZW5 (WAN) ---external mail server  
Condition:  
(1) Go to eWC>Registration, active ZyWALL Anti Spam service.  
(2) Go to eWC>Security>Anti-Spam >General, enable it. Check direction WAN-LAN.  
Configure X-Header, Phishing Tag and Spam Tag  
(3) Go to eWC>Security>Anti-Spam> External DB, enable it and set the threshold to 0.  
(4) When client receives a specific mail, ZW5 would crash.

(5) Description of an example mail:

The mail body is NULL; the number of bits (including mail subject, "mail to", and "mail from") must be 217.

5. [BUG FIX] SPR ID: 080707264

Symptom: When set a port forwarding rule, can't configure LAN server ip 172.20.10.0.

Condition:

(1) Configure the LAN subnet as 172.20.10.1/16.

(2) Go to eWC>ADVANCED>NAT>Port Forwarding, configure one rule as following:

Name = test

Incoming port(s)= 2121

Port Translation = 2121

Server IP Address = 172.20.10.0

Confirm NO default server.

(3) Click on Apply

(4) Status bar display "Invalid IP Address!"

6. [BUG FIX] SPR ID: 080704182

Symptom: ZyWALL stops to respond SSDP discovery packets under some condition.

Topology:

Vista PC---- (L) ZyWALL

Condition:

(1) UPnP service is enabled on Vista PC.

(2) Go to eWC>ADVANCED>UPnP

Select Enable the Universal Plug and Play (UPnP) feature

Select Allow users to make configuration changes through UPnP

Select Allow UPnP to pass through Firewall

Server IP Address = 172.20.10.0

(3) Click on Apply.

(4) After the vista PC comes out of "sleep mode",

(5) ZyWALL 2 Plus stops to respond SSDP discovery packets.

7. [BUG FIX] SPR ID: 080710742

Symptom: High and severe signatures ARE NOT LOGGED BY DEFAULT! Then alert cannot work correctly.

Condition:

(1) Go to eWC>Security>IDP>Backup & Restore, click "reset" to default setting.

(2) Go to eWC>Security>IDP>Signature, search signature by Severity, High and severe, the "alert" are on, but the "log" are not. And actually, "log" is not on, not alert can be generated for these matched attack.

8. [BUG FIX] SPR ID: 080710760

Symptom: Device will crash while Click a button on web page

<http://www.doxpara.com/>.

Topology:

PC----- (L) Device (W) -----Internet

Condition:

- (1) Manually appoint the DNS server of PC as the LAN IP of device.
- (2) Open web page "http://www.doxpara.com/" with IE or Firefox on PC.
- (3) Click the button "Check My DNS" on the web page, device will crash.

9. [BUG FIX] SPR ID: 080717142

Symptom: White list does not take effect.

Condition:

Condition 1:

- (1) Active CF service.
- (2) Add [www.baidu.com](http://www.baidu.com), [www.sina.com](http://www.sina.com) into eWC/SECURITY/CONTENT FILTER/Object/Trusted Web Sites
- (3) Delete [www.baidu.com](http://www.baidu.com), then add [www.google.cn](http://www.google.cn) , [www.hao123.com](http://www.hao123.com) into eWC/SECURITY/CONTENT FILTER/Object/Trusted Web Sites
- (4) Insert a profile, and add [www.google.cn](http://www.google.cn) into this profile's trusted web sites, enable External DB
- (5) Access [www.google.cn](http://www.google.cn) , it will be blocked.

Condition 2:

- (1) Active CF service.
- (2) Add[www.baidu.com](http://www.baidu.com),[www.google.cn](http://www.google.cn),[www.hao123.com](http://www.hao123.com) into eWC/SECURITY/CONTENT FILTER/Object/Trusted Web Sites
- (3) Delete [www.baidu.com](http://www.baidu.com).
- (4) Insert a profile, and add [www.hao123.com](http://www.hao123.com) into this profile's trusted web sites, enable External DB
- (5) Access [www.hao123.com](http://www.hao123.com) , it will be blocked

**Modifications in V 4.04(XD.1) | 06/26/2008**

Modify for formal release.

**Modifications in V 4.04(XD.1)b2 | 06/18/2008**

1. [BUG FIX] SPR ID: 080602026

Symptom: ZyWALL crashed when upgrading IDP signature.

Condition:

- (1) Enable IDP, select all directions check.
- (2) Use IDP test tool to test ZyWALL
- (3) Do IDP signature upgrading, ZyWALL will crash during upgrading

2. [BUG FIX] SPR ID: 080606478

Symptom: can't build PPTP tunnel through ZyWALL.

Topology:

PC----- (L) ZyWALL (W) -----PPTP Server  
(PPTP Client)

Condition:

- (1) Setup PPTP server on Redhat Linux.
  - (2) Create PPTP client on PC with Windows XP OS.
  - (3) Connect PPTP client with PPTP server, sometimes can't connect it.
3. [BUG FIX] SPR ID: 080602091  
Symptom: ZyWALL crash as a DNS proxy when the external DNS is unaviable after serveral days  
Condition:  
Topology: PC----- (L) Device (W) -----Internet  
(1) Reset device's configuration file.  
(2) eWC>>WAN>>WAN1, Configure device's WAN as "Use Fixed IP Address", so it wouldn't get DNS server by DHCP.  
(3) eWC>>Advanced>>DNS>>system.Add a user-defined "Name Server Record " dns server, which in fact doesn't exist  
(4) eWC>>Advanced>>DNS>>DHCP, Configure LAN "First DNS Server " as user-defined 192.168.1.1  
(5) On PC, ipconfig/release and ipconfig/renew, then the PC's DNS server would be 192.168.1.1  
(6) Then PC sends some DNS query, some memory will be leaked on device  
When the limit is reached in device, the device will be restarted.
4. [BUG FIX] SPR ID: 080520153  
Symptom: The enhancement feature needs update  
Condition: Add a CI command to configure filter set for each channel in bridge mode.  
(1)CI command "device channel filter"  
The eg included Usage will show: device channel filter enet0 inDevSet 1 2 3 4, it should be show"device channel filter enet0 inDev 1 2 3 4,"  
(2)"device channel filter enet0 display"  
the display info should not include"Output Device Filter Sets=255 255 255 255"
5. [BUG FIX] SPR ID: 080528755  
Symptom: in UTM report, the word"module" under system information should be changed to"model"  
Condition:  
(1) Enale report mail function  
(2) Click"send mail now"  
(3) The word"module" in report about system information should be changed to"model"
6. [BUG FIX] SPR ID: 080509437  
Symptom: ZyWALL 35 fails to build IPSec VPN with Checkpoint for ID mismatch.  
Topology:  
ZyWALL 35(DUT)(W)----Internet---- (W)Checkpoint  
Condition:  
(1) Configure a static IPSec VPN rule on DUT for checkpoint. The Remote Gateway IP is checkpoint's WAN IP, the peer ID type is IP and peer ID content is "0.0.0.0".

- (2) A corresponding rule is configured on Checkpoint. Its local ID content is "0.0.0.0".
- (3) Dial VPN from ZyWALL 35, fail to build the tunnel for ID content mismatch.

- 7. [BUG FIX] SPR ID: 080602089  
Symptom: Sierra 3G card AC881 can not be detected
- 8. [BUG FIX] SPR ID: 080602090  
Symptom: PX-500 can not get signal and can not connect to ISP

**Modifications in V 4.04(XD.1)b1 | 05/16/2008**

- 1. [ENHANCEMENT]  
Add a CI command to configure filter set for each channel in bridge mode.
  - (1) "device channel filter enet0 inDev 1 2 3"  
This command configures set 1, 2, 3 for the channel "enet0" incoming filter.
  - (2) "device channel filter enet0 display"  
This command will show the filter sets for the channel "enet0"
- 2. [ENHANCEMENT]  
DNS query via specified WAN interface.
- 3. [ENHANCEMENT]  
Add bootp rule for DMZ and WLAN in default rom.
- 4. [ENHANCEMENT]  
ZyWALL stops DyDNS function when ZyWALL gets the fatal error response from the DynDNS server.  
And ZyWALL logs this event periodically.  
Users must re-configure the DyDNS settings to re-enable DyDNS function.
- 5. [ENHANCEMENT]  
Cause of the Sierra Wireless added a new feature (Build-in USB Storage) in C880/AC881. The latest version of AC880/AC881 3G card can not be recognized with 4.04 latest FCS firmware.
- 6. [ENHANCEMENT]  
For Huawei's 3G card, we add following enhancement:
  - (1) Users can configure band type of 3G card by GUI->WAN->WAN 2.  
There are following choices: Automatically/GSM ONLY/WCDMA ONLY/GSM first,  
WCDMA later/WCDMA first, GSM later.
  - (2) At GUI->Home page, users can get sophisticated band type.  
GMS/GPRS/EDGE/WCDMA/HSDPA/HSUPA/HSDPA&HSUPA.
- 7. [ENHANCEMENT]  
3G feature support PX-500 card.

8. [ENHANCEMENT]  
Modified the ESN parse error for HUAWEI EC360.
9. [FEATURE CHANGE]  
WAS: When choosing "Use WAN IP Address" as IP Address Update Policy,ZyWALL will send check IP packet to checkip.dyndns.org when interface is up and get any IP address.  
IS: When choosing "Use WAN IP Address" as IP Address Update Policy,ZyWALL will send check IP packet to checkip.dyndns.org when interface is up and get different IP address with last time.
10. [BUG FIX] SPR ID: 071224369  
Symptom: There's ping response delay when use a domain name as smtp server in log setting.  
Condition:  
PC--- (LAN) ZyWALL35 (WAN1) -----Internet
- (1) Set smtp.163.com as mail server address in Log Setting.Configure the other information of E-mail setting (You can create an email account of 163 mail) which DUT can send the mail successfully.
  - (2) Select the log schedule as "When Log is Full".
  - (3) Ping ZyWALL35's LAN port nonstop from the PC in LAN.  
There will be high ping response delay from time to time.
11. [BUG FIX] SPR ID: 071228633  
Symptom: Incoming ESP packets can't pass through ZyWALL with 1-1 NAT rule.  
Condition:  
PC1---ZWA(W)---(L)DUT(W)---(W)ZWB---PC2  
          |-----VPN-----|
- (1) Configure DUT as full-feature NAT; add a 1-1 rule on DUT for ZWA.
  - (2) Configure VPN tunnel between ZWA and ZWB, NAT-T is disabled on ZWA and ZWB.
  - (3) After tunnel is built successfully, PC2 can't ping to PC1,except PC1 ping to PC2 first.
12. [BUG FIX] SPR ID: 080131640  
Symptom: IPSec Virtual Address Mapping for dynamic incoming rule doesn't work.  
Condition:  
TOPO:  
      VPN client===== (W)ZW35(L)-----PC  
      172.25.21.24    172.25.21.64    192.168.1.2
- (1) ZW 35 is configured with a dynamic rule.  
      Virtual IP 192.168.201.2, private IP 192.168.1.2, remote IP 0.0.0.0

- (2) VPN client is Greenbow.
- (3) After the tunnel is up, the Ping from VPN client and the reply is from the ZW35's WAN IP (172.25.21.24) instead of 192.168.201.2.

13. [BUG FIX] SPR ID: 080217401

Symptom: Cannot recognize service "PCAnywhere\_Data(TCP5631)" in firewall rule.

Condition:

- (1) Reset to default romfile.
- (2) Go to eWC>FIREWALL>Rule Summary, and then insert a new firewall rule.
- (3) In eWC>FIREWALL - EDIT RULE, fill in "Rule Name" and select service "PCAnywhere\_Data(TCP5631)" to "Selected Service(s)" column.
- (4) Click "Apply".
- (5) In eWC>FIREWALL>Rule Summary, you can see the service change to "Any(TCP)".

14. [BUG FIX] SPR ID: 080221671

Symptom: CI command "ip nat incikeport" had been removed in firmware 4.03.

Condition:

- (1) Disable the engineer debug flag by "ATEN".
- (2) Execute CI "ip nat incikeport" will fail.

15. [BUG FIX] SPR ID: 080307372

Symptom: OIDs for VPN does not work. Even after tunnel has been up for a while and traffic has been passed, those OIDs just show 0 in all table.

Condition:

- (1) Set up topology: ZW70---internet--VPN--internet-----ZW35(DUT)
- (2) Setup an SNMP server (software on PC) on ZW35 WAN subnet.
- (3) Add zyxel.mib and zyxel-zywall mib.
- (4) Dial up VPN on DUT, generate some traffic through VPN.
- (5) From the SNMP server, it's observed that following OIDs are always 0:
  - vpnTunnelTxPktCnt .1.3.6.1.4.1.890.1.6.1.3.1.1.3
  - vpnTunnelTxPktSize .1.3.6.1.4.1.890.1.6.1.3.1.1.4
  - vpnTunnelRxPktCnt .1.3.6.1.4.1.890.1.6.1.3.1.1.5
  - vpnTunnelRxPktSize .1.3.6.1.4.1.890.1.6.1.3.1.1.6
  - vpnTunnelDisPktCnt .1.3.6.1.4.1.890.1.6.1.3.1.1.7
  - vpnTunnelDisPktSize .1.3.6.1.4.1.890.1.6.1.3.1.1.8

16. [BUG FIX] SPR ID: 080313748

Symptom: PC at LAN B can't ping to PC at LAN C.

Condition:

Topolgy:

```

10.1.1.21  10.21.10.0/24
|------(W)ZWB(L)---PC1
---(W)ZWA(L)-----|
10.1.1.2   |------(W)ZWC(DUT)(L)---PC2
10.1.1.9   10.10.10.0/24
```

- (1) ZWA LAN: 10.1.1.0/24, ZWA as a NAT router  
ZWB WAN: 10.1.1.21 LAN:10.21.10.0/24, ZWB as a pure router  
ZWC(DUT) WAN: 10.1.1.9 LAN:10.10.10.0/24, ZWC as a pure router

On ZWA goto eWC>SECURITY>FIREWALL  
Disable Allow Asymmetrical Route

goto eWC>ADVANCED>STATIC ROUTE, add following static route

Name	Active	Destination	Gateway
LAN-C	Yes	10.10.10.0 / 255.255.255.0	10.1.1.9
LAN-B	Yes	10.21.10.0 / 255.255.255.0	10.1.1.21

On ZWB goto eWC>ADVANCED>STATIC ROUTE, add following static route

Name	Active	Destination	Gateway
LAN-B	Yes	10.10.10.0 / 255.255.255.0	10.1.1.9

On ZWC goto eWC>ADVANCED>STATIC ROUTE, add following static route

Name	Active	Destination	Gateway
LAN-C	Yes	10.21.10.0 / 255.255.255.0	10.1.1.21

- (2) PC1 begin to ping PC2, can't receive any reply from PC2.

17. [BUG FIX] SPR ID: 080303009

Symptom: Device crashes when plug with G100 wireless card.

Condition:

- (1) Get NBG460N(version: 3.60(AMX.0)b0) and load attachment romfile.
- (2) Active wireless with ZyWALL.(with G100 wireless card)
- (3) Device keeps crashes

18. [BUG FIX] SPR ID: 080118955

Symptom: Visted web sites can be rated as Personals/Dating category, but that still are forwarded even enabled Personals/Dating checkbox.

Condition:

- (1) Make sure CF external DB can work.
- (2) Block Personals/Dating category in eWC>CONTENT FILTER>EDIT POLICY>EXTERNAL DATABASE.
- (3) For 24open.ru, flirtru.ru and mamba.ru, "Test Against Internet Server", they are rated as Personals/Dating category, but the action is still forward.

19. [BUG FIX] SPR ID: 080423038

Symptom: ZyWALL use "0.0.0.0" as my IP address in IKE SA when the WAN IP address is not available.

Condition:

Topology:

PC1--(LAN)ZyWALL2+(PPPoE)--Cisco2811(LAN)---PC2



- (1) Build VPN from ZyWALL2+ to Cisco2811.
- (2) Change the RIP item in WAN of ZyWALL2+ and Apply. Then it will try to get the new WAN IP address.
- (3) Sometimes ZyWALL2+ will use "0.0.0.0" as my IP address during the IKE negotiation.

20. [BUG FIX] SPR ID: 080430427

Symptom: ZyWALL 70 keeps on reboot in 5 minutes to 2 hours when AS is enabled.

Condition:

Topology:

Mail server--(LAN)ZW70(WAN)--internet

- (1) ZW70 enable AS check for spam mail.
- (2) ZW70 always crash
- (3) Fail to reproduce this issue on local side

21. [BUG FIX] SPR ID: 080428238

Symptom: Fail to dial into the sip phone when the packets generated from SIP provider are fragmented.

Condition:

Topology:

SIP phone 1-----SIP server----- (WAN) ZyWALL (LAN) -----SIP phone 2

SIP phone 1, SIP server and ZyWALL WAN are in same subnet.

- (1) SIP phone1 is a software (3CX phone) installed in one PC, change the PC's MTU to 800.
- (2) SIP server is "ser" installed on Linux OS, also change this server's MTU to 800
- (3) Turn SIP ALG on ZyWALL.
- (4) Change the ZyWALL's WAN and LAN interfaces' MTU to 800 with CLI "ip ifconfig" such as "ip ifconfig enif0 192.168.1.1 mtu 800"
- (5) When SIP phones are registered, then SIP phone 1 fails to call SIP phone 2. It's observed that the "INVITE" packet is fragmented on SIP phone 1.

22. [BUG FIX] SPR ID: 071107514

Symptom: Some special URLs cannot be deleted in the content filter cache.

Condition:

- (1) On eWC>REGISTRATION > Registration, register Content Filter service.
- (2) On eWC>SECURITY>CONTENT FILTER>General, enable Content Filter.
- (3) On eWC>SECURITY>CONTENT FILTER>Policy, add a policy "policy" for any ip address and active it.
- (4) On eWC>SECURITY>CONTENT FILTER>Policy, enable External DB for "policy", and enable "Select All Categories".
- (5) A cache will be created when LAN host accesses "webpresence.qq.com/getonline?type=1&31008201:31008202:"

- (6) Host on the LAN accesses "www.sina.com.cn".  
Another cache "ad4.sina.com.cn/sina/ae/ad\_src/popup/pops1.html?v;swf:http://d1.sina.com.cn/200712/25/120149\_hp-pop.swf" is created.
- (7) It's impossible to delete the two items except flush all caches.

23. [BUG FIX] SPR ID: 071113864

Symptom: Idle timeout will be changed to 0 while enable Traffic Redirect by GUI

Condition:

- (1) Edit eWC> WAN> WAN1, Set Encapsulation= PPPoE & Idle Timeout= 100.
- (2) Edit eWC> WAN> Traffic Redirct, active Traffic Redirect.
- (3) Check eWC> WAN> WAN1, Idle Timeout change to "0",it should be 100.

24. [BUG FIX] SPR ID: 080304095

Symptom: in ewc/report, when the report type is host IP address or protocol/port, the progress chart of the amount is lost

Condition:

- (1) in ewc/report, enable "collect traffic statistics"
- (2) open "www.google.cn" or other web sites
- (3) selecting the report type to be host IP address or protocol/port,the progress chart of the amount is lost

25. [BUG FIX] SPR ID: 080416752

Symptom: ZyWALL will crash during downloading zip files.

Condition:

- (1) Reset to default romfile.
- (2) Go to eWC>SECURITY>ANTI-VIRUS,  
Select Enable Anti-Virus  
Select Enable ZIP File Scan  
Service configuration:  
Select Active FTP Service, Direction: LAN->WAN1, and WAN1->LAN
- (3) Using some ftp client in ZyWALL LAN side to download 4 zip files  
located at ftp://ftp.zyxel.com/NWA-3500/firmware/ at the same time.
- (4) ZyWALL will crash during downloading files.

26. [BUG FIX] SPR ID: 080311502

Symptom: In DMZ web help, there is not description for "Windows Networking (NetBIOS over TCP/IP)". This is different from LAN and WLAN.

Condition:

In DMZ web help, there is not description for "Windows Networking (NetBIOS over TCP/IP)". This is different from LAN and WLAN.

27. [BUG FIX] SPR ID: 080317971

Symptom: When "idp tune config l4Tcpccksum on",the dut can't work normally.

Condition:

- (1) CI "sys romr|y"
- (2) eWC>>security->idp,enable idp,protected traffic direction=lan->wan,wan->lan

- (3) Ftp wan side ftp server successfully. And open http://www.163.com successfully.
- (4) Edit SMT 24.8, set with CI command
  - "idp tune load"
  - "idp tune config l4Tcpcksum on"
  - "idp tune save"
- (5) Fail to connect wan's ftp server and fail to open http://www.163.com.

28. [BUG FIX] SPR ID: 080314849

Symptom: the help page in ewc/VPN/network policy/port forwarding rules is blank  
Condition:

- (1) set up an ipsec rule, active Virtual Address Mapping Rule
- (2) click "Port Forwarding Rules" button into its page
- (3) open help page, the link is blank

29. [BUG FIX] SPR ID: 080318065

Symptom: ZyWALL 70 crash in PQA lab with CF enabled  
Condition:

- (1) eWC>>Registration, Register and active CF license.
- (2) eWC>>Security>>Content Filter, enable Content Filter, enable External DB.
- (3) PC on LAN, begins to run "thunder 5" (latest version)
- (4) ZyWALL will crash each time PC begins to run "thunder 5"

30. [BUG FIX] SPR ID: 080411533

Symptom: The information of destination and source ip are incorrect in AV report statistics  
Condition:

- (1) Enable av, enable zip file scan, service=http, protected traffic direction=WAN1 to LAN
- (2) REPORTS->Anti-Virus, enable collect statistics
- (3) Use HTTP download a zip anti-virus, you will see the AV info in Statistics:
  - Top entry by virus name =EICAR-Test-File, Top entry by source=192.168.1.34,
  - Top entry by destination=172.25.25.15,
  - in fact, the source IP and destination IP should be exchanged.

31. [BUG FIX] SPR ID: 080508367

Symptom: Option GT HSDPA "7.2 Ready" 3G card can not be recognized.

Condition:

- (1) Insert Option GT HSDPA "7.2 ready" to device with 4.04 firmware.
- (2) Card can not be recognized.

**Modifications in V 4.04(XD.0) | 03/28/2008**

Modify for formal release.

**Modifications in V 4.04(XD.0)b5 | 03/21/2008**

1. [BUG FIX] SPR ID: 080313755  
Symptom: ZyWALL SMT menu refreshes continually after upgrade firmware from 4.02 to 4.04.  
Condition:  
(1) Upload 4.02 firmware to DUT and then reset to factory default.  
(2) Then Upgrade the firmware to 4.04.  
(3) The SMT menu refreshes continually and can not be stopped.
2. [BUG FIX] SPR ID: 080312702  
Symptom: DDNS hostname has been blocked for abuse.  
Condition:  
(1) Use DDNS's Service Provider= WWW.DynDNS.COM.  
(2) Put the device there and the hostname has been blocked for abuse by Service Provider.

**Modifications in V 4.04(XD.0)b4 | 02/27/2008**

1. [ENHANCEMENT]  
Enlarge the length of "User Name" in E-mail Report, Log Settings and Diagnostics from 32 to 64.
2. [ENHANCEMENT]  
Modify the signal strength issue for Novatel EX720/V740 and Huawei EC360.
3. [ENHANCEMENT]  
Add CI for changing the CF log server hyperlink manually.
4. [BUG FIX] SPR ID: 080110436  
Symptom: ZyWALL with 4.03 can't track WEB and some other protocols properly on log.  
Condition:  
(1) Add device in VRPT.  
(2) Enable "Send Raw Traffic Statistics to Syslog Server for Analysis" in eWC>>REPORTS>>Traffic Statistics.  
(3) Go to eWC>>LOGS>>Log Settings, set Syslog Server to VRPT server IP.  
(4) Don't configure Custom Application.  
(5) Make some traffic, HTTP, FTP, Telnet...  
(6) Wait few minutes, go to Traffic>>Bandwidth>>Top Protocols, you will see logs which protocol is "unknown".
5. [BUG FIX] SPR ID: 070621282  
Symptom: Strange IP show in SMT menu24.8.  
Condition:  
(1) Set WAN to PPTP mode and dial up.  
(2) Goto SMT menu24.8, key command "d d 1" to dial PPTP again.  
(3) Get information "Remote node [WAN 1] is connected, IP is dd783c36".

- (4) The IP is strange.
6. [BUG FIX] SPR ID: 080122128  
Symptom: Some action in CF is wrong.  
Condition:  
(1) CF>General, disable Unrated Web Pages & When Content Filter Server Is Unavailable  
(2) Insert a policy, enable external DB, and choose a Category  
(3) Flush cache  
(4) Opens a page which will be rated as Unrated, such as "172.25.21.80".  
(5) Then open this page again, it is blocked, and we can see URL in cache but no log about this block action. And it shouldn't block it since we didn't select to block unrated web pages.
7. [BUG FIX] SPR ID: 080115722  
Symptom: IDP signature default configuration is wrong.  
Condition:  
(1) Restore default romfile and plug with turbo card.  
(2) Register with device and upload latest signature.  
(3) Query with IDP signature ID with "8000015" and the log action is "No" but it should be "Yes".
8. [BUG FIX] SPR ID: 080203080  
Symptom: Token can't be correctly set to the device.  
Condition:  
(1) For ZyWALL (4.04 patch0 b3), register this device to the CNM 3.0 Patch2 b2 (3.0.00.61.02b2).  
(2) Go to page of Device Configuration > Advanced > DNS > DDNS, selected Service Provider=WWW.REGFISH.COM, Username=ZyXEL\_Sec\_PM, Password=zyxelsecpm, Token=f791246515820be8521997385cdca106, Domain Name=zyxelsecpm.org, Wildcard=true, WAN Interface=WAN1, IP Address Update Policy=Use User-Defined, IP Address=172.25.17.77, click Apply.  
(3) Check in ewc, value of Token became f791246515820be8521997385cdca10, only 31 characters, not 32.
9. [BUG FIX] SPR ID: 080217404  
Symptom: Device hangs in some condition.  
Condition:  
(1) Enable CF and external DB, select some categories.  
(2) Use BT software "Thunder" to download many movies.  
(3) Sometimes device will hang and crash dump printed on console.
10. [BUG FIX] SPR ID: 080124288  
Symptom: some debug info display in SMT under special condition.  
Condition:  
(1) Rom restores

- (2) On SMT24.8, input command: sys tos fwSchedule active on
- (3) In eWC>Firewall, add a rule on LAN to WAN, block TCP & FTP Services during 10:30~10:35.
- (4) Before 10:30, LAN pc connects WAN side FTP server, and upload a big file.
- (5) After 10:30, this connection will be dropped. This is right.
- (6) But after 10:35, when LAN pc tries to connect the FTP server again, some NAT debug info "natFreeSlotByIamt: Iamt Reference ERROR" displayed in SMT.
- (7) These debug info disappear after input command: sys tos fwSchedule active off

11. [BUG FIX] SPR ID: 08022166

Symptom: CI command "ip nat incikeport" had been removed in firmware 4.03.

Condition:

- (1) Disable the engineer debug flag by "ATEN".
- (2) Execute CI "ip nat incikeport" will fail.

**Modifications in V 4.04(XD.0)b3 | 01/31/2008**

1. [ENHANCEMENT]

Apply Firewall schedule policy to existing connection.

2. [ENHANCEMENT]

Add "www.cerberian.com" and "sitereview.cwfservice.net" website into default trust domain.

3. [BUG FIX] SPR ID: 071022070

Symptom: When WAN restores connection, dial backup still will be triggered.

Condition:

- (1) Let WAN1 down and dial backup up
- (2) LAN PC downloads a file from WAN
- (3) During downloading, let WAN1 up
- (4) Then you will find ZyWALL still dial modem up three or more times

4. [BUG FIX] SPR ID: 071114969

Symptom: ZyWALL crashes due to IKE SA leaks

Condition:

+----ZyWALL1  
ZyWALL\_DUT (WAN) ---- (WAN) NAT Router (LAN) ----|  
+----ZyWALL2

- (1) Configure one IKE rule IKE1 in ZyWALL\_DUT, set NAT Router as "Remote Gateway".
- (2) Add two IPSec rules under IKE1 in ZyWALL\_DUT.  
IPSec1: ZyWALL\_DUT--ZyWALL1  
IPSec2: ZyWALL\_DUT--ZyWALL2
- (3) In ZyWALL1, configure IKE and IPsec rule. Enable Nailup. Make sure the tunnel can be built successfully.

- (4) In ZyWALL2, configure IKE rule and IPsec rule correctly except Pre-shared Key. Enable Nailup. Make sure the Tunnel couldn't build successfully.
  - (5) After long time run, ZyWALL\_DUT will crash because of IKE SA leak.
5. [BUG FIX] SPR ID: 071023165  
Symptom: "send/recv" bytes in syslog are a minus number.  
Condition:  
(1) Configure syslog server.  
(2) Enable REPORTS->SYSTEM REPORTS->Reports.  
(3) Download a file (file size is between 0xFFFFFFFF and 0x7FFFFFFF bytes) through the ZyWALL.  
(4) ZyWALL generates a syslog like following when finishing file download:  
2007-10-12 16:58:31 Local1.Info 192.168.1.1 Oct 12 16:46:54  
RAS src="192.168.1.33:3183" dst="172.25.21.112:21" msg="Traffic Log"  
note="Traffic Log" devID="00134976F597" cat="Traffic Log" duration=11405  
send=35786799 rcvd=-1813943960 dir="LAN:WAN" protoID=6 proto="ftp"  
trans="Normal"
6. [BUG FIX] SPR ID: 071219091  
Symptom: ZyWALL hangs when Nessus scan.  
Topology:  
PC1 with Nessus ---- (LAN) ZyWALL (DMZ) ----PC2 (192.168.4.33)  
Condition:  
(1) Install Tenable Nessus 3 (you can get it at [www.nessus.org](http://www.nessus.org)) in PC1. Updates it's plug-in.  
(2) PC1 starts Nessus by the following steps:  
(a) Start Scan Task.  
(b) Input PC2 IP 192.168.4.33.  
(c) Enable all plug-in with default settings (Even dangerous plug-in are enabled).  
(d) Scan from the local host.  
(e) Scan Now.  
(3) When scan finished, ZyWALL will hang.
7. [BUG FIX] SPR ID: 070614825  
Symptom: Time zone is incorrect when user configures time in daylight saving time.  
Condition:  
(1) EWC->MAINTENANCE->Time and Date.  
(2) Select Time Zone (GMT+03:00) Baghdad, Kuwait, Nairobi, Riyadh, and Moscow.  
(3) Enable daylight saving, configure current time to be in daylight saving.  
(4) Click on Apply.  
(5) Time zone of current time showing "GMT+04:00".  
(6) This problem also happens in EWC->HOME->System Information->System Time.
8. [BUG FIX] SPR ID: 071115009  
Symptom: When adding a new sub-class with bandwidth budget = 0, can save, but cannot edit or delete.

Condition:

- (1) Reset rom.
- (2) EWC>ADVANCED>BW MGMT>Summary, active bandwidth management on WAN1.
- (3) EWC>ADVANCED>BW MGMT>Class Setup, Add a sub-class with budget = 0 and enable bandwidth filter.
- (4) After click on Apply, it will display under "Enabled classes Search Order".
- (5) Unfolding tree of root class, can not find the new added sub-class.

9. [BUG FIX] SPR ID: 071115018

Symptom: Log of DNS will show wrong port number when LAN DNS server forwards DNS request to external server.

Topology:

```
PC----- (LAN) ZyWALL (WAN) ----DNS Server
192.168.1.33      |                      172.25.5.1
                  |
```

LAN DNS Server-----

192.168.1.38

Condition:

- (1) Reset rom of ZyWALL.
- (2) Add a LAN to WAN firewall permit rule, select DNS service, Enable Log Packet Information When Matched.
- (3) EWC>SECURITY>FIREWALL>Threshold, Enable DoS Attack Protection on LAN.
- (4) Configured LAN DNS Server (192.168.1.38) as DNS proxy to forward DNS request to DNS server (172.25.5.1).
- (5) Set PC DNS server as 192.168.1.38, ping some internet domains. For example, ping www.google.cn.
- (6) EWC>LOGS, you will find some logs exist with LAN to WAN firewall rule of DNS service, but port is not 53.
- (7) EWC>SECURITY>FIREWALL>Threshold, Disable DoS Attack Protection on LAN, then the logs show correctly.

10. [BUG FIX] SPR ID: 071109678

Symptom: Under certain condition, the display of DHCP table is wrong. (For LAN, DMZ and WLAN)

Condition 1:

- (1) sys romreset
- (2) EWC>>LAN>>static DHCP, add a static DHCP mapping for PC1. PC1's MAC-->IP: 192.168.1.200
- (3) Attach PC1 to ZyWALL LAN port, PC1 can get IP 192.168.1.200.
- (4) EWC>>LAN>>static DHCP, delete the static mapping for PC1. Now, there is no static DHCP mapping left.
- (5) Key in command ipconfig/release on PC1.
- (6) After PC1 release this IP successfully, check eWC>>Home>>DHCP table, "PC1's



MAC-->IP: 192.168.1.200" is still showed on this page.

Condition 2:

- (1) sys romreset
- (2) EWC>>LAN>>static DHCP, add a static DHCP mapping for PC1. PC1's MAC-->IP: 192.168.1.200
- (3) Attach PC1 to ZyWALL LAN port, PC1 can get IP 192.168.1.200.
- (4) EWC>>LAN>>static DHCP, add another static mapping for some PC, eg, 00:11:22:33:44:55:66-192.168.1.201.
- (5) Check eWC>>Home>>DHCP table, "PC1's MAC-->IP: 192.168.1.200" disappears on this page.

11. [BUG FIX] SPR ID: 080108260

Symptom: In SMT menu 1, DDNS Service Provider FQDN should not be WWW.DynDNS.ORG

Condition:

- (1) Enter SMT menu1.
- (2) Check DDNS information from SMT.
- (3) DDNS service provider should be WWW.DynDNS.COM, but not WWW.DynDNS.ORG.

12. [BUG FIX] SPR ID: 080109327

Symptom: Device crash when use ISS scan device.

Condition:

- (1) Use ISS scans device and device crashes.

13. [BUG FIX] SPR ID: 080109368

Symptom: The usage of CLI "ipsec pingCheckDropEnable" shows inconsistent explanation.

Condition:

- (1) Go to SMT 24.8.
- (2) Type CLI "ipsec pingCheckDropEnable".
- (3) It shows "Usage: ipsec pingCheckEnable on/off". It should be "Usage: ipsec pingCheckDropEnable on/off"

14. [BUG FIX] SPR ID: 080110463

Symptom: DNNS configuration can be set to device from CNM but cannot work.

Condition:

- (1) Register device (with 404 fw) to the CNM 3.0 Patch2 b1 (3.0.00.61.02).
- (2) Go to CNM "Device configuration>Advanced>DNS>DDNS", selected Service Provider=WWW.EuroDynDNS.com, Username=xxx, Password=xxx, Domain Name=test1.zyxel.com.es, Wildcard=true, WAN Interface=WAN1, IP Address Update Policy=Use User-Defined, IP Address=172.25.17.77, click Apply. Check in ewc, all values are correctly set to the device.
- (3) Login "www.eurodns.com" with the Username=xxx, Password=xxx. Click "My Domains" at the leftward, then click "DNS" icon. You will see "Hostname/Alias"

named "test1" bind an IP Address, but this address is not 172.25.17.77. Also in ewc, there is not any log like "Update domain name test1.zyxel.com.es with IP:172.25.17.77 successfully".

- (4) Do Step (2) in ewc, then check again according to Step (3). Now You will see "Hostname/Alias" named "test1" bind an IP Address 172.25.17.77. In ewc, there is a log "Update domain name test1.zyxel.com.es with IP:172.25.17.77 successfully".

15. [BUG FIX] SPR ID: 080109316

Symptom: CLI command "sys tos allow\_FinPshAck" display wrong information in console.

Condition:

- (1) Enter SMT 24.8, type "sys tos allow\_FinPshAck", will display following wrong information: "Usage: Usage: sys tos block\_FinPshAck [on | off]"

16. [BUG FIX] SPR ID: 080108242

Symptom: After enable Sierra AC880 3G card, device got crash.

Condition:

- (1) Upgrade the 4.04 firmware.
- (2) Reset to default configuration.
- (3) Plug in 3G card (AC880).
- (4) Boot the device and enable the 3G-card function.
- (5) Device got crash.

17. [BUG FIX] SPR ID: 071210446

Symptom: There's no log about unrated web sites in the log page under certain condition.

Condition:

- (1) CI "sys romreset". Then register Content filter trial licence.
- (2) Enable content filter. Then enable external Database Content Filtering. Enable log for unrated web pages but disable block for it.
- (3) Create a policy which enables external Database service.
- (4) Browse the web site "www.3dwuxi.com", there's no logs about unrated web sites in the log page.

18. [BUG FIX] SPR ID: 080114602

Symptom: ZyWALL can't send allowed CF log to CF report server

Topology:

PC---- (LAN) ZyWALL (WAN) ---- CF report server

Condition1:

- (1) Register CF service on alpha.myzyxel.com
- (2) Configure CF log server address using CLI command  
"ip cf externalDB exDblogserver 220.128.56.38"
- (3) Go to eWC>SECURITY>CONTENT FILTER>General, do following settings  
Enable Content Filter = selected  
Enable External Database Content Filtering = selected

- Matched Web Pages, unselect Block, select Log  
Enable Report Service = selected
- (4) Go to eWC>SECURITY>CONTENT FILTER>Policy insert one policy,
  - (5) Go to eWC>SECURITY>CONTENT FILTER>EDIT POLICY>GENERAL,  
Active this policy, Address Setup = Any.
  - (6) Go to eWC>SECURITY>CONTENT FILTER>EDIT POLICY>EXTERNAL  
DATABASE  
Active External Database Service Configuration  
Select Categories: Search Engines/Portals  
Click on Apply
  - (7) Under lan pc, visit www.google.cn
  - (8) Then view CF report using URL "http://203.160.254.52?mac=0000AA780145",  
you will find URL "www.google.cn" in blocked list. In fact, it should be in allowed  
list.
19. [BUG FIX] SPR ID: 071022090  
Symptom: 3G log category should be hidden in bridge mode.  
Condition:  
(1) Switch device to bridge mode and you will see the 3G category and it should not be.
20. [BUG FIX] SPR ID: 071221273  
Symptom: UTM command shows in non UTM products.  
Condition:  
(1) Take a product which does not support UTM.  
(2) Input comandnd "sys my" in SMT 24.8 and you can see the "asStatus" and  
"2In1Status" commands but it should not.
21. [BUG FIX] SPR ID: 080114618  
Symptom: The policy route action is not correct.  
Condition:  
(1) In GUI>WAN General page, enable Active/Active mode, algorithm=none.  
(2) Set WAN1 and WAN2 are both connected.  
(3) Edit web eWC>Policy Route;Aedit rule1:  
Source Interface=LAN  
Source Starting IP Address=192.168.1.31  
Source Ending IP Address=192.168.1.60  
Starting Port=20, Ending Port=21  
Gateway / WAN Interface=WAN2  
Use another interface when the specified WAN interface is not available=disable  
(4) When disconnect WAN2, PC (192.168.1.40) still can use FTP software to upload  
file to the public FTP server by WAN1. It seems not match policy route.
22. [BUG FIX] SPR ID: 080117920  
Symptom: Huawei E630 can not be detected by using ZW2WG or ZW1WG 4.04 b1  
firmware.  
Condition:

- (1) Insert Huawei E630 3G card to ZW2WG or ZW1WG with 4.04 firmware.
- (2) Device failed to detect E630.

23. [BUG FIX] SPR ID: 080110425

Symptom: DDNS will not update after change the service provider.

Condition:

- (1) Setup the DDNS provider as DynDNS and make sure the WAN IP can be updated.
- (2) Change the service provider with No-IP and apply it.
- (3) Check with log and you can find the WAN IP will not update with No-IP service provider.

24. [BUG FIX] SPR ID: 080108275

Symptom: PA hyperlink cannot work.

Condition:

- (1) Load signature and make sure the IDP can works.
- (2) In eWC >> IDP >> PA, click the signature and it will link to a website and it always cannot find right policy for signature.

25. [BUG FIX] SPR ID: 080114612

Symptom: Dial Backup will be triggered even if traffic redirect works.

Condition:

Topology:

PC--- (LAN) ZyWALL (Dial Backup) ---Internet  
| (Traffic redirect)  
| (LAN) ZyWALL\_B (WAN) ---Internet

- (1) Enable A/P mode for ZyWALL70 and make sure WAN2 is connected.
- (2) Configure traffic redirect on LAN interface to ZyWALL\_B.
- (3) Configure Dial Backup and Budget = always on.
- (4) Configure ZyWALL as DNS proxy server for LAN PC. Then disconnect WAN2 and PC tries to access www.google.com.
- (5) Dial Backup will be triggered and WAN3 is up, but traffic goes out via traffic redirect interface to ZyWALL\_B.

26. [BUG FIX] SPR ID: 080118981

Symptom: ZyWALL Check Fail Tolerance of Connectivity Check can't work.

Condition:

- (1) Configure ZyWALL in A/P mode.
- (2) Configure Check Period = 10, Check Timeout=3, and Check Fail Tolerance = 3.
- (3) Configure the 3G information for WAN2 and enable Nailed-Up.
- (4) Enable WAN1 Connectivity and configure ping this address to an existed PC.
- (5) Unplug existed PC and let WAN1 ping check fail.
- (6) It only spent about 10 seconds to interrupt WAN1 connection and WAN2 is triggered up.

27. [BUG FIX] SPR ID: 080122128

Symptom: Some action in CF is wrong

Condition:

- (1) CF/General, disable Unrated Web Pages & When Content Filter Server Is Unavailable
- (2) Insert a policy, enable external DB, and choose a Category
- (3) Flush cache
- (4) LAN pc successfully opens a page which will be rated as unrated, such as "172.25.21.80".
- (5) Then open this page again, it is blocked, and we can see URL in cache but no log about this block action. And it shouldn't block it since we didn't select to block unrated web pages.

**28. [BUG FIX] SPR ID: 080122108**

Symptom 1: log about CF>Customization is wrong

Condition 1:

- (1) CONTENT FILTER/EDIT POLICY/CUSTOMIZATION, enable Keyword Blocking, and fill "baidu" in Keyword List
- (2) Flush the cache in CF.
- (3) LAN pc opens www.baidu.com.
- (4) The page is block, but in log, we can see "cache hit", it is wrong because there is no URL in CF>Cache

Symptom 2: log about Restrict Web Features in CF>General is not right

Condition 2:

- (1) Active CF.
- (2) Insert a policy, CONTENT FILTER/EDIT POLICY/GENERAL, enable "Java" in Restrict Web Features
- (3) Open a java applet, the page is block, but in log can't see which Restrict Web Features is block

**29. [BUG FIX] SPR ID: 080115675**

Symptom: Back AV/IDP Signature fails.

Condition:

- (1) Register a device with Signature to CNM. In CNM: Configuration Management >> Signature Profile Management >> Backup & Restore click backup button to backup a Signature Profile.
- (2) Check backup Signature fail and can not configure device any more.

**30. [BUG FIX] SPR ID: 080108247**

Symptom: Doesn't support Device Log in CNM Patch1 b2.

Condition:

- (1) For ZyWALL, register this device to the CNM 3.0 Patch1 b2 (3.0.00.61.01).
- (2) After finished registration, check in Device Configuration. There is no feature "Device Log".

**Modifications in V 4.04(XD.0)b2 | 01/07/2008**

1. [ENHANCEMENT]  
Support following 3G cards:
  - (1) Huawei EC360.
  - (2) Huawei EC500.
  - (3) Huawei E630.
  - (4) Novatel EX720.
  - (5) Sierra AC580 (CDMA).
  - (6) Sierra AC880.
  - (7) Sierra AC881.
  
2. [ENHANCEMENT]  
Enhance VPN:
  - (1) When device be VPN initiator and responder can't receive device's quick mode last packet, device will receive the last quick mode packet from responder repeatedly.  
WAS: Device would drop the repeated packet.  
Is: Device will resend the last IKE quick mode packet.
  - (2) WAS: Only when VPN HA is enabled, device will drop the tunnel if VPN ping check packet retries reaches its limitation.  
IS: If the following CI command is ON, then device will drop the tunnel if VPN ping check packet retries reaches its limitation.  
If the command is OFF, device will behave like WAS case. We add CI command for this:  
ipsec pingCheckDropEnable on/off
  - (3) Add 2 CI commands  
ipsec pingRetryCnt [retries(1~10)]  
ipsec pingPeriod [period(10~600)]
  - (4) Remove ipsec ha command  
ipsec ha pingRetryCnt [retries]
  - (5) If VPN tunnel is rekeying, the old SA and the new one exists at the same time, the old SA will not send ping check packet.
  
3. [ENHANCEMENT]  
CNM TA agent supports 3G dial and drop.
  
4. [ENHANCEMENT]  
Enhance 3G feature:
  - (1) Fixed the pipe switch issue for Sierra AC880.
  - (2) Add debug flag for new 3G crad develop.
  
5. [ENHANCEMENT]  
Enhance 3G:
  - (1) Modify the NetworkType (Bands) field in the eWC->WAN2 from fixed (Hard code) to dynamic listed.
  - (2) Add the pipe switch automaticlly supported for AC881.

6. [ENHANCEMENT]  
Enhance TA agent:
  - (1) Support Lionic IPS for Vantage CNM.
  - (2) Fix crash bug while registering via CNM.
7. [ENHANCEMENT]  
Enhance Agent to support CNM 3.0 Patch2
  - (1) Support MAC/IP binding
  - (2) Support VPN AES128/192/256 and DH5
  - (3) Support DDNS multi service providers
  - (4) Fix FC query memory overwrite issue
  - (5) Change Feature code and version as CNM team request
  - (6) Add 3G alert type
  - (7) Support Logsetting MAC/IP Binding
8. [FEATURE CHANGE]  
WAS: There were 12 signature categories in IDP.  
IS: There are 10 signature categories in IDP.  
Removed the "Porn" and "SPAM" signature category and reorder all the signature categories.
9. [FEATURE CHANGE]  
Change the DDNS service provider FQDN:  
WAS: WWW.DynDNS.ORG and WWW.EuroDynDNS.COM  
IS: WWW.DynDNS.COM and WWW.EuroDNS.COM
10. [BUG FIX] SPR ID: 071119293, 071212637  
Symptom: Device crashes with CI "sys mbuf dis cn".  
Condition:
  - (1) Input invalid CI with "sys mbuf dis cn" and device crashes.
11. [BUG FIX] SPR ID: 070726880  
Symptom: ZyWALL doesn't forward "no answer section" to DNS client.  
Condition:
  - (1) Configure ZyWALL as DNS Server on Linux PC.
  - (2) Execute "host -t MX www.playboy.com"
  - (3) PC waits the response until timeout.
  - (4) If DNS server is not ZyWALL, PC gets response immediately.
12. [BUG FIX] SPR ID: 080102006  
Symptom: ZyWALL doesn't forward "no such name" response to DNS client.  
Condition:
  - (1) Configure ZyWALL as DNS server on PC.
  - (2) PC resolves a nonexistent domain name, and it will wait response until timeout.

13. [BUG FIX] SPR ID: 071108567

Symptom: PC under WLAN port can't get IP from DHCP server!

Condition:

- (1) Config one port as WLAN.
- (2) Config WLAN interface as a DHCP server.
- (3) Disable firewall.
- (4) Attach a PC to WLAN port, and then you will find the PC can't get IP from the ZyWALL.

14. [BUG FIX] SPR ID: 071113828

Symptom: When create My Certificates, and the certificate name include spaces, The certificate can be created successful, the DUT didn't show error message, But this certificate can't be exported.

Condition:

- (1) Edit eWC>CERTIFICATES>My Certificates, create a certificate as Certificate Name="DUT IP" Host IP Address="192.168.12.100" Organizational Unit="DUT\_IP" Organization="DUT\_IP" Country="DUT\_IP" Key Length="1024"
- (2) Then apply, it can be created successful, the DUT didn't show error message. Check web eWC>My Certificates, the DUT IP is on the table.
- (3) When export this certificate, it fails.

15. [BUG FIX] SPR ID: 071123546

Symptom: One field in Diagnostics page can't be changed by using Firefox.

Condition:

- (1) Use Firefox.
- (2) Go to eWC>MAINTENANCE>Diagnostics.
- (3) The field of CPU utilization can't be inputted.

16. [BUG FIX] SPR ID: 071203015

Symptom: The error message was shown incorrect in Remote Management page.

Condition:

- (1) Go to eWC>ADVANCED>REMOTE MGMT>SSH.
- (2) Input value 23 into Server Port field.
- (3) The status displayed "signature select successful" instead of "This port conflicts with the other server port".

17. [BUG FIX] SPR ID: 071126644, 071128878

Symptom: The static DHCP rule can't be saved under special condition.

Condition:

- (1) Add a static DHCP rule at the end of the DHCP table.
- (2) Add the same MAC address with different IP address before the end rule, it shows "Duplicate MAC Address" message.
- (3) Delete the end rule added in step 1.
- (4) Add other different MAC address rule, and then apply. It can't be saved with the message "Duplicate MAC Address".



18. [BUG FIX] SPR ID: 071212636

Symptom: We can't search signatures by multiple Type attributes in IDP query page.

Condition:

- (1) Update signature.
- (2) Goto eWC>Security>IDP>Signature page, click "switch to query view".
- (3) In query page, select search by "Signature Search by Attributes" + Type file "IM + P2P" and click apply.
- (4) In the search result, we can find P2P signatures only.

19. [BUG FIX] SPR ID: 071204069

Symptom: DUT updates with "use wan ip" option with "Regfish.com" fail when restarting.

Condition:

- (1) Reset device to default rom.
- (2) In DDNS page, select "www.regfish.com", use "wan ip update" option, fill in the requisite information.
- (3) Click "apply", DUT will update successfully.
- (4) Restart the DUT, guarantee that WAN IP of DUT is changed.
- (5) DUT updates the domain automatically fails.

20. [BUG FIX] SPR ID: 071205213

Symptom: Change WAN port speed in bridge mode error.

Condition:

- (1) Reset default rom of the device, change it to bridge mode.
- (2) Enter SMT menu 24.8.
- (3) Using command to change WAN port speed.  
ether edit load 2  
ether edit speed 10/full  
ether edit save
- (4) All traffic from LAN to WAN will be blocked.

21. [BUG FIX] SPR ID: 071113837

Symptom: Diagnostic mail "collect from/to" time is wrong, mail report "collect since" time is wrong when report of the feature is disabled.

Condition:

- (1) Enable Diagnostic in eWC>MAINTENANCE>Diagnostics and right configure "E-mail Settings".
- (2) Click "Perform Diagnostic Now".
- (3) You will receive the diagnostic mail. You will find "Data Collection is: From: Thu, 01 Jan 1970 00:00:00 +0800"
- (4) The same problem exists in IDP/AV/AS Mail Report.

22. [BUG FIX] SPR ID: 071121369

Symptom: Log for connectivity check fails Source IP and Destination IP should be NULL when domain name doesn't exist. Device shouldn't show the Destination IP of

the last time ping.

Condition:

- (1) Goto eWC>Network>WAN>General.
- (2) Enable "Check WAN1 Connectivity", and let system PING 1.1.1.1 this IP.
- (3) Log show ping check fail, Source IP= WAN IP, Destination IP=1.1.1.1
- (4) Enable "Check WAN1 Connectivity" and let system PING "www.abcdefg123aabbccdd.com" which doesn't exist.
- (5) There is log for ping check fail, but, Source IP =WAN IP, Destination IP=1.1.1.1, so, log is incorrect. If you domain inexistent, Source IP and Destination IP should equal to NULL.

23. [BUG FIX] SPR ID: 071212608

Symptom: The PA's debug message shows in console even when IDP's reengine debug flag is off.

Condition:

- (1) Enable IDP for WAN->LAN direction. Configure all PA Signature to "Active, Log, Alert, Drop Packet".
- (2) Turn off the reengine and hwengine flag of IDP common debug.
- (3) Run BT under device LAN.
- (4) The console will show the message "PA Alert:1,97" when the PA signature matched.

24. [BUG FIX] SPR ID: 071205200

Symptom: Dial backup doesn't work after upgrading from non-3G supporting to 3G supporting FW.

Condition:

- (1) Configure Dial backup on 4.01 firmware, make sure it works.
- (2) Then upgrade FW version to 4.03 firmware, Dial Backup can't be triggered. Neither dials on home page nor trigger by LAN traffic.
- (3) If we re-configure the Dial backup, it can be triggered.

25. [BUG FIX] SPR ID: 071212552

Symptom: When ZyWALL sends E-mail report via OpenVMS, the E-Mail can't display correctly. Some source codes of the E-Mail reports will display on GUI.

Topology:

ZyWALL (WAN) ---openVMS (mail server) ---exchange server---outlook 2003(mail client)

Condition:

- (1) Enable eWC>Reports>Traffic Statistics.
- (2) Enable eWC>Reports>IDP.
- (3) Enable eWC>Reports>Anti-Virus.
- (4) Enable eWC>Reports>E-mail report, configure following items:
  - eWC>E-Mail Settings>Mail server = mail.schumi.ch
  - eWC>Settings>Mail Sender = admin@ZyWALL70.home.schumi.ch
  - eWC>settings>Send Report to = your mail account

- (5) Generate some IDP, Anti-Virus and Anti-Spam traffics.
- (6) Clicking on eWC>Reports>E-mail report>Send Report Now.
- (7) Open the received E-Mail report on outlook 2003, you will find the E-Mail report can't display correctly.

26. [BUG FIX] SPR ID: 071212614

Symptom: Device crashes when doing IXIA stress testing.

Condition:

- (1) Doing IXIA stress testing with IDP/AV/AS/CF functionality and device will crash.

27. [BUG FIX] SPR ID: 071114932

Symptom: The content of the mail sent by Diagnostic service is mess.

Condition:

- (1) Enable Traffic Statistics.
- (2) Enable E-mail Report, and configure the E-mail Setting. Select the Reporting Frequency by Hourly.
- (3) Enable Diagnostics and configure CPU usage 5. Select Diagnostics Frequency by Hourly.
- (4) Reboot the DUT. The content of Diagnostic mail will be messed.

28. [BUG FIX] SPR ID: 071224359

Symptom: We can't search signatures by multiple severity attributes in IDP query page.

Condition:

- (1) Update signature.
- (2) Go to eWC>Security>IDP>Signature page, click "switch to query view".
- (3) In query page, select search by Severity: "Severe + High" and click button "apply".
- (4) In the search result, we can't find any signatures.

29. [BUG FIX] SPR ID: 071204101

Symptom: The DDNS user agent information is not right when update IP to server.

Condition:

- (1) Register with WWW.EuroDNS.COM.
- (2) Use wireshark to capture the packets when DUT update DDNS.
- (3) The information of DDNS user agent shows  
"Allegro-Software-WebClient/4.51Zyxel p334/3.40(JJ.6)  
topping.tang@zyxel.cn\r\n" and the device is ZyWALL, not p334.

**Modifications in V 4.04(XD.0)b1 | 11/19/2007**

1. [ENHANCEMENT]  
Add Protocol Anomaly (PA) in IDP.
2. [ENHANCEMENT]  
SMT 33 can set AT command all supported cellular cards.
3. [ENHANCEMENT]

In GUI->WAN->WAN2 page, CDMA system can configure initial string.

4. [ENHANCEMENT]  
Enhance AV CI commands.
5. [ENHANCEMENT]  
Upgrade ZyXEL IDP solution.
6. [ENHANCEMENT]  
Add MAC/IP Binding feature.
7. [ENHANCEMENT]  
Add profile selection for 3G.
  - (1) "wwan profile" command can be used only when the 3G interface is enabled.
  - (2) User can select which profile setting in 3G card will be used to dial by "wwan profile select [index]". (index = 0, means disable the profile selection)
  - (3) User can see the profile settings in 3G card by "wwan profile show". If the profile is selected, it will be marked by "\*" sign.
  - (4) If the profile selection is disabled, the device will use the configured APN, username, and password in eWC->WAN2 page to dial the 3G connection.
8. [ENHANCEMENT]  
Support New 3G card (Huawei EC321 (CDMA)).
9. [ENHANCEMENT]  
Add Mail Report function.
10. [ENHANCEMENT]  
Provide a ci command "sys tos allow\_FinPshAck [on|off]" to allow or block packet with FIN, PSH, and ACK flag. Default is off, blocking packet with FIN, PSH, and ACK flag.
11. [ENHANCEMENT]  
Vantage CNM -- Device TA agent support 3G (WWAN) extend RPC.
12. [ENHANCEMENT]  
Device support Diffie-Hellman DH5 (length 192). For VPN configure,
  - (1) GATEWAY POLICY page, key group adds DH5 element.
  - (2) NETWORK POLICY page, Perfect Forward Secrecy (PFS) adds DH5 element.
13. [ENHANCEMENT]  
Device support AES192 & AES256. For VPN configure,
  - (1) GATEWAY POLICY page, Encryption Algorithm "AES" change to "AES128", "AES192", "AES256" items.
  - (2) NETWORK POLICY page, Encryption Algorithm "AES" change to "AES128", "AES192", "AES256" items.

14. [ENHANCEMENT]

Support Multiple Dynamic DNS.

Add 3 new dynamic DNS providers as follows:

- (1) NO-IP
- (2) EuroDynDNS
- (3) RegFish

15. [ENHANCEMENT]

Refine GUI layout.

- (1) eWC>LOGS>Log Settings, add a section for mail schedule.
- (2) eWC>MAINTENANCE>Diagnostics , add a section for mail schedule.
- (3) Merge eWC>REPORTS>System & Threat Reports to single item eWC>REPORTS in panel.
- (4) Refine eWC>REPORTS>E-mail Report layout.
  - (a) Change the wordings in GUI.
  - (b) Add a section for mail schedule.
  - (c) Add the time Collect Statistics since for each section in the mail.
  - (d) Add device name & sending time in the mail subject.
- (5) Refine eWC>REPORTS>Traffic Statistics.
  - (a) Add the time Collect Statistics since.
  - (b) Change the wording "Outgoing/Incoming" to "Tx to/Rx From" & "Egress/Ingress".
  - (c) Change the color to difference the direction.
  - (d) Switch the "Direction" & "IP address" in "Host IP Address" view.

16. [ENHANCEMENT]

Leverage TR069 codes.

Was: ZyWALL can be managed by CNM Vantage Server, such CNM3.0.

Is: ZyWALL can be managed by CNM Vantage Server (SGMP and TR069) and Vantage Access (TR069 only)

Below items have been verified with Vantage Access:

- (1) Inform and Inform Response (Registration).
- (2) Periodic Inform.
- (3) Connection Request. (This needs to open a Dynamic Firewall Rule <sourceIP, destIP and Port are checked>.)
- (4) Get MethodListRPC, Get Name PRC, Get Value RPC, and Get Attribute RPC.

17. [FEATURE CHANGE]

WAS: There is a customer service "VPN\_NAT\_T (UDP: 4500)" in firewall service.

IS: We move the "VPN\_NAT\_T (UDP: 4500)" service from "Customer Service" to "Predefined Service".

We add the "VPN\_NAT\_T (UDP: 4500)" service into firewall WAN to WAN rule.

18. [FEATURE CHANGE] SPR ID: 070806425

WAS: Some IPSec network policies can be saved even they conflict with each other.

IS: Device will check network policies under two conditions:

- (1) To save a network policy under static IKE rule --> compare with other network policies under static IKE rules.
- (2) To save a network policy under dynamic IKE rule --> do not compare it. This network policy will be compared with other network policies under static and dynamic rules during IKE negotiation.

For more detail information, please refer to appendix 14.

19. [FEATURE CHANGE]

WAS: When CNM was ON, device's alerts will stop mailing to the configured alert receiver at LogSetting page.

IS: No matter CNM is ON or OFF, device's alerts will mail to the configured alert receiver.

20. [BUG FIX] SPR ID: 070725773

Symptom: Socket leakage problem.

Condition:

- (1) WAN configures as PPPoE, idle timeout is 10 sec.
- (2) Go to SMT 1, configures DDNS, and save them.
- (3) Do step (2) many times. Finally there will be shortage of sockets.
- (4) Then go to SMT 24.8, display socket by CI command "sys sock", you will see many socket leakage.

21. [BUG FIX] SPR ID: 070827751

Symptom: Can't add '\*' Domain name record on DNS page via Vantage.

Condition:

- (1) Let ZyWALL register to Vantage.
- (2) Add a DNS record with empty Domain name.
- (3) CNM agent returns -22051 and set fail.

22. [BUG FIX] SPR ID: 071114942

Symptom: In ZyWALL 5 bridge mode, we should hide WAN2 related rules.

Condition:

- (1) Change to bridge mode.
- (2) Go to eWC>Firewall>Rule Summary, we should not see "WAN2" in Packet Direction listbox.
- (3) When refresh "Any" to "Any" rules, we should not see "WAN2" related rules.

23. [BUG FIX] SPR ID: 071109669

Symptom: ZyWALL can't record system report based on IP address which is not in the same subnet of ZyWALL itself.

Condition:

Topology:

(Bridge mode)

PC----- (LAN) ZyWALL\_A (WAN) ----ZyWALL\_B----Internet  
PC: 10.0.0.34  
ZyWALL\_A:192.168.10.40  
ZyWALL\_B (LAN):10.0.0.1, ip alias: 192.168.10.1

- (1) Enable Collect Statistics of ZyWALL\_A under system reports.
- (2) PC visits a web page on the internet.
- (3) We can't see the statistics of host IP reports in ZyWALL\_A.

24. [BUG FIX] SPR ID: 071107525

Symptom: The 3G Service Provider is "Unknown".

Condition:

- (1) Insert AC850 and enable 3G.
- (2) The Service Provider is often "Unknown".

25. [BUG FIX] SPR ID: 070828810

Symptom: The GUI display abnormal in firewall page.

Condition:

- (1) Go to eWC>SECURITY>FIREWALL>Rule Summary.
- (2) The "Modify" label in Rule Summary table is lower than others.

26. [BUG FIX] SPR ID: 070927476

Symptom: ZyWALL uses PC MAC address as the source MAC to send ESP/AH packets.

Condition:

(bridge mode) (NAT router) (router mode)

PC1----- (LAN) ZyWALL (WAN) ----VSG-1200----IPSec gateway-----PC2

- (1) Build a VPN tunnel between ZyWALL and IPSec gateway.
- (2) Ping PC2 from PC1.
- (3) Tunnel can be established, but no PING response.

27. [BUG FIX] SPR ID: 071015791

Symptom: There is no log for connectivity check fail

Condition:

- (1) Go to eWC-->Network-->WAN-->General
- (2) Enable "Check WAN 1 Connectivity", and let system PING "www.aabbccddeeff.com" which doesn't exist.
- (3) There is no connectivity check fail log.

28. [BUG FIX] SPR ID: 071023276

Symptom: IDP CI "idp commonDebug display" show inconsistent information.

Condition:

- (1) In SMT 24.8, type CI "idp commonDebug display", there will be "bwengine off".
- (2) Type CI "idp commonDebug scanresult on" and "idp commonDebug display".
- (3) It shows "bwengine on".

29. [BUG FIX] SPR ID: 071023274

Symptom: In eWC>Reports, device cannot show IDP statistics correctly by Signature Name.

Condition:

- (1) Make sure IDP can work and get the latest signature from internet.
- (2) In eWC>REPORTS>IDP page, enable IDP statistics.
- (3) Active some IM login attamp(QQ,MSN) and PA signature.(signature name:ASCII-ENCODING & MULTI-SLASH-ENCODING). Test with QQ, MSN and BT and ensure the PA signature hits.
- (4) In Reports>IDP page, select "Top Entry By Signature Name" and there is no related information.

30. [BUG FIX] SPR ID: 070928579

Symptom: A script error was pop-up on Certificate GUI.

Condition:

- (1) Load 4.04 FW.
- (2) Go to eWC>SECURITY>Certificates>My Certificate.
- (3) Click "detail" icon.
- (4) A pop-up script error was displayed on CERTIFICATES - MY CERTIFICATE - DETAILS page.

31. [BUG FIX] SPR ID: 071024313

Symptom: JavaScript error on web Home>3G WAN Interface Status.

Condition:

- (1) In eWC>WAN2 (3G), input wrong PIN code.
- (2) Restart the device and login GUI.
- (3) The eWC>Home>3G WAN Interface Status table will show "Incorrect PIN code".
- (4) Input right PIN code and click "Apply", it will pop-up a script error.

32. [BUG FIX] SPR ID: 071013726

Symptom: Wrong description with CI "sys update display"

Condition:

- (1) Input CI "sys update display" and console shows "register server address xxxx" and "register server path xxxxx"
- (2) But the description should be "update server address xxxx" and "update server path xxxxx"

33. [BUG FIX] SPR ID: 071019008

Symptom: WAN will lose the IP address when modify the metric of WAN.

Condition:

- (1) Set the WAN1, WAN2 as ethernet encapsulation and get WAN IP address automatically from ISP.
- (2) Modify the WAN2 metric from 2 to 3.
- (3) Then the WAN2 IP address will lose and need to renew to get the IP address.



34. [BUG FIX] SPR ID: 071017898

Symptom: Cannot find IM signatures through Attack type IM in eWC>SECURITY>IDP>Signature.

Condition:

- (1) Register UTM service from eWC>REGISTRATION>Registration.
- (2) Update signatures from eWC>SECURITY>IDP>Update.
- (3) Goto eWC>SECURITY>IDP>Signature, select attack type IM, but no IM signatures found.

35. [BUG FIX] SPR ID: 071009492

Symptom: Device Crash when Vantage gets the VPN manual rule with the single local address settings.

Condition:

- (1) Use device's GUI to set a VPN manual rule with the single local address settings.
- (2) Let device register to Vantage CNM.
- (3) Select "Synchronization" >> "Device Overwrites Vantage CNM" >> "Customize" >> "VPN", and then click apply.
- (4) Vantage doesn't receive the getting response message from device.

36. [BUG FIX] SPR ID: 071011647

Symptom: Bandwidth Management cannot control SIP P2P traffic.

Condition:

LAN: 192.168.1.1 WAN: 192.168.30.113

P2002A----- ZyWALL -----P2002B  
192.168.1.39 192.168.30.114

ZyWALL:

- (1) Set with CI command "sys romr|y"
- (2) Set with CI command "ip alg enable SIP\_ALG"
- (3) Firewall=disabled
- (4) Edit web eWC/NAT/Port Forwarding, WAN Interface=WAN1, index1/Active=enable, Aindex1/Name=sip, index1/Incoming Port(s) =5060-5060, index1/Server IP Address= 192.168.1.39
- (5) Edit web eWC/BW MGMT/Class Setup Interface=LAN, Add Sub-Class, Class Name= SIP, Bandwidth Budget=200, Priority=7, Enable Bandwidth Filter=enable, Service =SIP, Source & Destination IP Address = 0.0.0.0

P2002A

- (1) P2002A unregistered to SIP server
- (2) Configure SIP Server Address as 192.168.30.114

P2002B

- (1) P2002B unregistered to SIP server
- (2) Configure SIP Server Address as 192.168.30.113

Call from P2002B to P2002A, SIP rule's bandwidth can't be protected.

37. [BUG FIX] SPR ID: 070824666

Symptom: PPP compression can't work on 3G WAN2

Condition:

- (1) In Russia, we can't remote manage the ZyWALL via 3G WAN2.
- (2) After verification, the compressed packet can't be handled.

38. [BUG FIX] SPR ID: 070928582

Symptom: Device fail to register to Vantage server with CNM 3DES encryption key, when key is set via device's GUI.

Condition:

- (1) Use device's GUI to set CNM 3DES encryption mode and key, the key value will be changed after clicking button "apply".
- (2) Enable CNM active and let device send register request message to Vantage server.
- (3) Agent fails to receive any register response message from Vantage server.

39. [BUG FIX] SPR ID: 071101008

Symptom: The property field of eWC > CERTIFICATES>MY CERTIFICATE > DETAILS is gone.

Condition:

- (1) Go to eWC>CERTIFICATES>MY CERTIFICATE>DETAILS page and you will find the property field is gone.

**Modifications in V 4.03(XD.0) | 11/12/2007**

Modify for formal release.

**Modifications in V 4.03(XD.0)b4 | 10/29/2007**

1. [BUG FIX] SPR ID: 070914803

Symptom: Dial Backup will be dialed in Active/Active mode even when two WAN interfaces are up.

Conditions:

- (1) Enable Active/Active mode and LB algorithm = "None".
- (2) Edit a correct Dial Backup configuration, enable "Always On" and then apply.
- (3) Make sure WAN1 and WAN2 are both up, after that, Dial Backup will be dialed and we can see three WANs in eWC>Home.

2. [BUG FIX] SPR ID: 071002097

Symptom: CF unrated website block flag cannot save and function doesn't work in specified condition.

Conditions:

- (1) Restore default romfile.
- (2) In CF, enable "Unrated Website Page -- Block" and save it. You will find that it cannot save.
- (3) If you add a policy(policy name: aaa) and repeat step 2 again and it works.

- (4) Add another policy again(policy name: bbb) and save it.  
(5) Disable policy aaa and test the unrated functionality for policy bbb. It will fail.
3. [BUG FIX] SPR ID: 070914803  
Symptom: Policy route doesn't work correctly.  
Conditions:  
(LAN: 192.168.1.1) (192.168.1.33)  
ZW\_A -----Switch-----PC\_A  
|-----(WAN: 192.168.2.33) ZW\_B (LAN: 192.168.10.1) -----PC\_B  
(192.168.10.33)
- (1) In ZyWALL\_A, LAN Alias IP = 192.168.2.1.  
(2) In ZyWALL\_A, create a policy route : Source IP = 192.168.1.33. Destination IP = 192.168.10.33. Gateway = 192.168.2.33.  
(3) In ZyWALL\_A, turn on firewall. In eWC>Firewall>Summary, check "Allow asymmetric route".  
(4) PING from PC\_B to PC\_A, and it fails.
4. [BUG FIX] SPR ID: 071005383  
Symptom: Content filter configuration is gone after upload 403 FW.  
Conditions:  
(1) Load 4.00 FW and enable "Gambling" category.  
(2) Upload 4.03 FW and the "Gambling" category is gone.
5. [BUG FIX] SPR ID: 071009535  
Symptom: User cannot access "tw.msn.com" website when enable CF>block cookie functionality.  
Conditions:  
(1) Enable content filter and block cookie.  
(2) Access "tw.msn.com" website and you will get "Bad Request (Invalid Header Name)" in browser.
6. [BUG FIX] SPR ID: 070921355  
Symptom: Device crashes when doing the stress testing.  
Conditions:  
PC\_A == [LAN]ZyWALL\_A[WAN] == [WAN]ZyWALL\_B[LAN] == PC\_B
- (1) Enable all UTM functionality.  
(2) Build up a VPN tunnel for PC\_A and PC\_B.  
(3) Upload a zip file from PC\_A to PC\_B.  
(4) PC\_A and PC\_B send a lot of UDP packet to each other.  
(5) In ZyWALL\_A and ZyWALL\_B, go to eWC>Home, set the "Automatic Refresh Interval" as 10 seconds.  
(6) After few hours(it may take several days), device crashes.
7. [BUG FIX] SPR ID: 071015779  
Symptom: Device hang when input command "ip cf ob add trust aa.aa".

Conditions:

- (1) Input command "ip cf ob add trust aa.aa" in SMT 24.8 and device hangs.

8. [BUG FIX] SPR ID: 070926450

Symptom: Device cannot receive any packet after several days.

Conditions:

- (1) Restore default romfile.
- (2) Do not put any host in private network(LAN/DMZ/WLAN) and make sure device can access internet.
- (3) After few days, device cannot receive packet any more.

9. [BUG FIX] SPR ID: 070920267

Symptom: If WAN1 is PPPoE and ping check is failed, the 3G can't be dialed-up.

Condition:

- (3) Edit eWC>WAN>General, enable Active/Active mode, Load Balancing Algorithm= None.
- (4) Edit eWC>WAN>WAN 1, set to PPPoE mode.
- (5) Edit eWC>WAN>WAN 2, configure 3G successfully, make sure it can be dialed.
- (6) Edit eWC>WAN>General, set WAN 1 ping check= 2.2.2.2 to let WAN 1 ping check fail.
- (7) Edit eWC>Home, Drop WAN2 connection.
- (8) The WAN2's status will stop at "Connecting".
- (9) The user must reboot device to let 3G can be dialed successfully. The 3G card is AC850.

10. [BUG FIX] SPR ID: 070928599

Symptom: E-Mule stress causes ZyWALL crashes via 3G.

Condition:

- (1) E-Mule stress causes ZyWALL crashes via 3G.
- (2) The 3G card is E612.

11. [BUG FIX] SPR ID: 071012696

Symptom: 3G can't be dialed anymore after configuring budget control.

Conditions:

- (1) Setup 3G connection (any card is OK).
- (2) Network > WAN > WAN2, Enable Budget Control and enable Time Budget = 1 hr per month. (DO NOT enable Data Budget)
- (3) Network > WAN > WAN2, Restart budget counter on "last" day of each month.
- (4) Network > WAN > WAN2 > Actions when over budget, enable log and alert, "Disallow" New 3G connection and "Keep" Current 3G connection.
- (5) Network > WAN > WAN2 > Actions when over budget, Actions when over "10%" of time budget, enable Log and Alert.
- (6) After 3G connection established, access internet.
- (7) Receive log and alert mail after 1 \* 10% hours.
- (8) Reboot device and go to CLI to type "d d 2".
- (9) The 3G can't be dialed anymore and console shows "Dial Fail \*\*\*3G budget is

overed.”

**Modifications in V 4.03(XD.0)b3 | 10/02/2007**

1. [ENHANCEMENT]  
Add Vantage CNM device agent – 2.1.6(XD.0) which support Vantage CNM server – version 3.0.00.61.00.
2. [BUG FIX] SPR ID: 070924386  
Symptom: CF schedule works abnormal.  
Condition:  
(1) Enable CF. In CF>Object, add a Forbidden Website [www.google.com](http://www.google.com).  
(2) Add a new policy, set IP group as "Any" and add "www.google.com" to Forbidden website. Set Schedule as "Everyday from 09:00 to 17:00".  
(3) Open [www.google.com](http://www.google.com) in 17:01 ~ 17:59, the website still be blocked and that's wrong.
3. [BUG FIX] SPR ID: 070809666  
Symptom: ZyWALL crashes when receive pop3 mail from WAN.  
Condition:  
PC1----(192.168.100.33)router(192.168.1.33)----(LAN)ZyWALL(WAN1)----mail server  
(1) Enable Anti-spam WAN1->LAN direction and external DB on ZyWALL.  
(2) Add a static route (dest 192.168.100.0/24, gateway 192.168.1.33) in ZyWALL.  
(3) PC1 user uses MS Outlook to receive mails.  
(4) ZyWALL crashes.
4. [BUG FIX] SPR ID: 070920256  
Symptom: in eWC>HOME, the behavior of "Renaming Time Budget" will be abnormal if we changed 3G SIM card and then selected "Disable budget control".  
Condition:  
(1) Insert a 3G card. Enable Budget control; set time budget = 1 hours per month; Data budget = 100 Mbytes; Action when over budget = Disallow / Keep; Enable log / alert. Then, make sure these functions can work normally.  
(2) Power off the device, and change with different SIM card. Then power on. In eWC>HOME budget control prompt screen, select "Disable budget control".  
(3) Then go to eWC>WAN2, enable budget control again. After 15 minutes, the "Renaming Time Budget" field still shows "1 hours 0 min", it seems the device stop counting time budget.  
(4) By the way, there is no warning log for "Actions when over budget" and "Actions when over 20% of time budget or 30% of data budget".

**Modifications in V 4.03(XD.0)b2 | 09/17/2007**

12. [ENHANCEMENT]  
Add new 3G cards support and some 3G-function enhancements.  
Please see below feature descriptions:  
(10) 3G works only for WAN2.

- (11) Support Sierra Wireless AirCard AC875 , Huawei E612 / E620 for HSDPA.
  - (12) Support Sierra Wireless AirCard AC595 for EVDO.
  - (13) Support SIM authentication / management on GUI (AC875/AC850/E612/E620)
  - (14) Support 3G card lock status checking / unlock / activation status checking on GUI (AC595)
  - (15) Support Network Type Selection on GUI. (AC875/ AC850)
  - (16) Support manual/auto Service Provider Selection on GUI. (AC875/AC850/E612/E620)
  - (17) Device can update signal strength while data is transferring. (AC875/AC595/E612/E620)
  - (18) Device can update network type status (AC875/E612/E620), registered service provider status (AC875/E612/E620), roaming status (AC875) while data is transferring.
  - (19) Support Budget Control for 3G WAN. (AC850/AC875/AC595E612/E620)
  - (20) Log category for 3G, support easy-read log description.
13. [BUG FIX] SPR ID: 070912645, 070912644  
Symptom: Port forwarding does not work for Dial backup.  
Condition:  
  - (1) Restore default romfile, setup dial backup and make sure it works.
  - (2) In WAN1, add a NAT port forwarding default server as 192.168.1.33.
  - (3) Setup a FTP server in 192.168.1.33.FTP to ZyWALL's WAN IP (get from dial backup) and it cannot work
14. [ENHANCEMENT]  
  - (10) Add the support of SCEP via an RA.
  - (11) Add automatic polling mechanism.
15. [BUG FIX] SPR ID: 070507196  
Symptom: PC in WLAN IP Alias subnet can visit internet although block all WLAN->WAN traffic in Firewall.  
Condition:  
  - (1) Enable Firewall and block WLAN->WAN and log them.
  - (2) Set up WLAN IP 192.168.7.1, WLAN IP Alias1 192.168.8.1, WLAN IP Alias2 192.168.9.1.
  - (3) PC( 192.168.7.33) in WLAN ping www.baidu.com can be blocked by ZW.
  - (4) PC( 192.168.8.33 or 192.168.9.33) in WLAN IP Alias ping www.baidu.com successful and no log.
16. [BUG FIX] SPR ID: 070516794, 070517866, 070517874  
Symptom: Dial backup is not available if change setting.  
Topology: ZyWALL AUX---Omni.net Lite  
Condition:  
  - (1) Use ZyXEL Omni.net Lite as dial backup ISDN TA.
  - (2) DUT enable Dial backup, set AT Command Initial String for ISDN TA.
  - (3) Edit SMT menu 2, Change dial backup setting.
  - (4) SMT menu 24.8, Command "d d 3" to dial ISDN TA Failed, response "Dial Fail  
\*\*\*Link is not available.It can dial successful if reboot DUT
17. [FEATURE CHANGE]

Add switch on/off user configuration into CF report service.

The CLI command is:

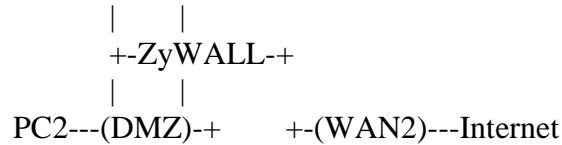
For projects have multi profile: "ip cf externalDB enableLog [on |off]"

For projects do not have multi profile: ip urlfilter webControl enableLog [on |off]"

18. [BUG FIX] SPR ID: 070612602

Symptom: Can't see the site on the public DMZ from Internet

Topology: PC1---(LAN)-+      +-(WAN1)---Internet-----PC3



Condition:

The NAT setup of WAN 1 is full feature, and NAT setup of WAN 2 is SUA.

Can't see the site on the public DMZ from Internet

- (1) Set LAN to 192.168.1.1/24, DMZ to a public subnet.
- (2) Add a static route to let PC3 can routing to PC2 from WAN1.
- (3) WAN1 and WAN2 all active and have public IP addresses.
- (4) Set WAN1 NAT to Full Feature and modify the first default NAT rule to:  
# Local Start IP Local End IP Global Start IP Global End IP Type  
1 192.168.1.1 192.168.1.254 0.0.0.0 N/A M-1
- (5) Set WAN2 NAT to SUA.
- (6) PC3 Ping PC2 will failed.

19. [BUG FIX] SPR ID: 070228410

Symptom: ZyWALL35 BW MGMT class search order shows wrong when moving classes.

Condition:

- (1) Load romfile(password:fenris120) from SPR, go to Class Setup under WAN1.
- (2) Add sub-class FTP, bandwidth budget 180k, priority:5, service type:FTP.
- (3) Add sub-class PC1, bandwidth budget 150k, priority:4, borrow,service type:custom, Source IP:single 192.168.1.37.
- (4) Cannot move class 1 to 2.

20. [ENHANCEMENT]

Symptom: Modem initializations process cannot finish, LG-340E CDMZ Wireless phone

Topology: PC------(LAN)ZyWALL (AUX0)---- LG-340E CDMA Wireless phone

Condition:

- (1) Connect this CDMA phone(LG-340E) to my PC directly (Baud rate 115200)
- (2) Key in the AT commands "AT OK AT+CRM=1 OK AT\$LGPKT=3 OK ATDT#777 CONNECT"
- (3) ZyWALL print message ※AUX Port init Done Modem Init Failed!!!§ in console.

21. [BUG FIX] SPR ID: 070619162

Symptom: BM for SIP doesn't work on WAN interface

Condition:

- (1) Add a BM filter for SIP on WAN interface.
- (2) Enable SIP ALG.
- (3) SIP connection can be built successfully with Customer's SIP server.

(4) But SIP Traffic can't be monitored.

22. [ENHANCEMENT]

Add new 3G card support for Option Globe Trotter HSDPA 7.2 .

23. [BUG FIX] SPR ID: 070614811

Symptom: Some formats of logs should be consistent. LOG message in  
eWC->LOGS->View Log

WAS:

-----		-----		-----		-----	
#	Time	Message	Source	Destination	Note		
-----							
		WLAN STA Association			MACAddr:0013026c13a3		
-----							
		WLAN STA Association Again			MACAddr:0013026c13a3		
-----							
		WLAN STA denied by WLAN MAC Filter					
-----							
		WLAN STA allowed by WLAN MAC Filter					
-----							
		DHCP server assigns 10.10.101.222 to					
		Kurt-I6400(00:13:02:88:79:59)					
-----							

IS:

-----		-----		-----		-----	
#	Time	Message	Source	Destination	Note		
-----							
		WLAN STA Association MACAddr:0013026c13a3					
-----							
		WLAN STA Association Again MACAddr:0013026c13a3					
-----							
		WLAN STA allowed by WLAN MAC Filter					
		MACAddr:0013026c13a3					
-----							
		WLAN STA denied by WLAN MAC Filter					
		MACAddr:0013026c13a3					
-----							
		DHCP server assigns IP:10.10.101.222 to					
		Kurt-I6400(00:13:02:88:79:59)					
-----							

24. [ENHANCEMENT]

Add CI "sys log mail port" to change the port number which ZyWALL Email logs to  
SMTP server.

25. [BUG FIX] SPR ID: 070507197

Symptom: We can't change the default route on ZyWALL



Condition:

- (1) Use CLI command "ip route status" to make sure default route of WAN1 or WAN2 exist in current route table.
- (2) Use CLI command "ip route drop default" to delete default WAN1 or WAN2 route.
- (3) We can't delete the default route.

26. [BUG FIX] SPR ID: 070621307, 070621308

Symptom: DHCP has multiple entries for the same PC

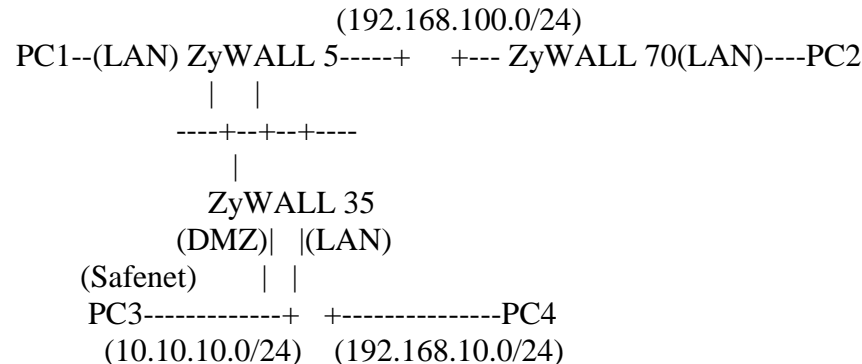
Condition:

- (1) Set a PC to DHCP using the default config - PC will have 192.168.1.33
- (2) Click the windows network icon in PC, setup static IP address and save it.
- (3) Change PC's IP address as dynamic, and login in the router maintenance"->"DHCP table", you can see the pc get two IP address.

27. [BUG FIX] SPR ID: 070411473, 070411474, 070411475, 070411476

Symptom: VPN traffic stops between two gateways.

Topology:



Condition:

- (1) Reset ZyWALL5/35/70 ROM file.
- (2) Configure the DMZ IP(10.10.10.1/24) and LAN(192.168.10.0/24) for ZyWALL35, LAN IP 192.168.100.0/24 as ZyWALL70's LAN.
- (3) Build the Gateway to Gateway VPN between ZyWALL35 and ZyWALL70 with the both LAN IP, then PC2 ping PC4 successfully.
- (4) Configure the Dynamic VPN rule in the ZyWALL5 with the Local IP as PC1.
- (5) Build the VPN tunnel from PC3(Safenet) to the ZyWALL5, after the tunnel build successfully, remove the PC1, then using the PC3 ping the PC1's IP.
- (6) Then, you will find PC2 cannot ping PC4.

28. [BUG FIX] SPR ID: 070703069

Symptom: ZyWALL CPU usage goes up to 100% with AS enable.

Topology:

Mail server(A)----- (LAN) ZyWALL35 (WAN) ---- Internet ---- Mail Relay(B)

Condition:

- (1) Enable AS and with the WAN1->LAN direction.
  - (2) Send mail from Mail Relay(B) to Mail Server(A).
- (Mail server(A) is a sendmail on Linux.)

The usage of CPU will go up to >95% if the mail traffic includes PWAS option.

29. [ENHANCEMENT] SPR ID: 070614815, 070614816, 070614817, 070614818

DDNS Log is not readable.

Was: DNS update IP:138.188.40.255 (host 1) successfully

Is: Update domain name zywall2wg.dyndns.org with IP:138.188.40.255  
successfully|DDNS

Was: DDNS update error: The hostname specified does not exist.| Code: nohost

Is: Update error: The hostname specified does not exist. |DDNS

30. [BUG FIX] SPR ID: 070425178, 070425177

Symptom: The direction message of AS log was truncated.

Condition:

- (1) Enable Anti-Spam.
- (2) Enable External DB and set "Threshold" as 0.
- (3) Send a mail with 128 bytes of subject length through device.
- (4) You will see the direction message was truncated in "eWC>LOGS>View Log".

31. [BUG FIX] SPR ID: 070404253

Symptom: The VPN status page is too small to display all VPN tunnels.

Condition:

- (1) Create the 10 VPN tunnels.
- (2) Go to eWC>Home>VPN.
- (3) There are only 17 VPN tunnels can be displayed.

32. [BUG FIX] SPR ID: 070502068

Symptom: Port forwarding can't work in NAT over IPsec.

Topology: ZW5[WAN] == [WAN2]ZW70

Condition:

- (1) Go to eWC>VPN - NETWORK POLICY - EDIT.
- (2) Enable "Virtual Address Mapping Rule".
- (3) Select "Many-to-One" and click "Port Forwarding Rules" to set a rule.
- (4) But the tunnel can't be built successfully.

33. [BUG FIX] SPR ID: 070424036

Symptom: Device crashes when sending a lot of mail with attachment.

Topology:

PC\_1[LAN] == ZyWALL[WAN2] == [WAN2]Mail Server

PC\_1[WLANZone] ==

Condition:

- (1) In PC\_1, send 100 mails with "64" threats and the attachment is 50k file size.
- (2) In PC\_2, setup the same testing condition with PC\_1.
- (3) When PC\_1 & PC\_2 send mail at the same time, device will crash.

34. [BUG FIX] SPR ID: 070410410

Symptom: MTU does not work with VPN case.

Topology: PC1---DUT1-----DUT2---PC2

Condition:

- (1) Set DUT1's WAN MTU as 600.
- (2) Build up the VPN tunnel for PC1 and PC2.
- (3) PC1 ftp PC2 and sniffer the packets between DUT1 & DUT2.
- (4) The ESP packet size is larger than 600.

35. [BUG FIX] SPR ID: 070502073

Symptom: The tunnel can be built, but pc can't ping peer via the tunnel in NAT over

IPSec test case.

Topology:

(192.168.3.33)pc1---zw5----zw70---pc2(192.168.1.33)

Condition:

- (1) In zw70, set a network policy: One-to-One, Private IP=192.168.1.33, Virtual IP=192.168.101.33, Remote IP=192.168.3.33(Single).
- (2) In zw5, Local IP=192.168.3.33(Single), Remote IP=192.168.101.33(Single).
- (3) The pc1 and pc2 can ping each other and the tunnel was built successfully.
- (4) Go to zw70 and disable "Virtual Address", Local IP=192.168.1.33, Remote IP=192.168.101.33.
- (5) Go to zw5 and enable "Virtual Address", Type=One-to-One, Private IP=192.168.3.33, Virtual IP=192.168.101.33, Remote IP=192.168.1.33.
- (6) The pc1 can't ping pc2, but the tunnel can be built successfully.

36. [BUG FIX] SPR ID: 070510394

Symptom: Device sends unnecessary queries to CF external server.

Condition:

- (1) Enable CF and external CF.
- (2) Access www.msn.com from PC.
- (3) You will see some URL end in the CF cache.
- (4) Some MIME type should be ignored in CF query.

37. [BUG FIX] SPR ID: 070508320

Symptom: Reset DUT to default rom file, but WAN2's default NAT is Full Feature and LAN PCs can't go out via 3G.

Condition:

- (1) Reset DUT, and configure eWC/WAN/WAN2 to Chunghwa Telecom.
- (2) On Home page, WAN2's interface can get IP address from Chunghwa Telecom.
- (3) Some PCs connected to LAN can't ping 168.95.1.1.
- (4) On console SMT 24.8, DUT can ping 168.95.1.1.
- (5) Go to eWC/NAT, and WAN2's Address Mapping Rules is Full Feature.
- (6) If change Address Mapping Rules to SUA, PCs can ping 168.95.1.1.
- (7) Port forwarding can't work on WAN2. You must apply SUA again.

38. [BUG FIX] SPR ID: 070509354

Symptom: NetBIOS broadcast Traffic Through IPSec Tunnel function does not work.

Condition:

- (1) Setup one IPSEC Tunnel with ZW1050.
- (2) Enable the Allow NetBIOS broadcast Traffic Through IPSec Tunnel function.
- (3) NetBIOS broadcast Traffic cannot pass through the tunnel.

39. [BUG FIX] SPR ID: 070509342, 070502073, 070502068

Symptom: NAT over IPSEC sometimes does not work.

Condition:

- (1) Enable NAT over IPSEC function.
- (2) Build up a tunnel and make sure the traffic can pass this tunnel.
- (3) Sometimes traffic cannot pass through the tunnel.

40. [BUG FIX] SPR ID: 070510446,070516790

Symptom: Mail attachment disappear when AV enable.

Condition:

- (1) Enable AV and POP3 all directions.
  - (2) Send a mail and attach 3 infected files from LAN to WAN.
  - (3) LAN PC receives the mail from WAN to LAN.
  - (4) Two files disappear.
  - (5) SMTP also has the same issue.
41. [BUG FIX] SPR ID: 070510451  
Symptom: System reboot without information.  
Condition:
- (1) Reset to Default ROM file.
  - (2) Enable ALG H.323.
  - (3) Edit web eWC/Firewall/Service, add a custom service rule, Service Name=UDP\_100, Port Range=from 100 to 100.
  - (4) Edit web eWC/Firewall/Rule Summary , Packet Direction=WAN to LAN , edit rule 1 , Selected Service(s)=\*H.323 ( TCP : 1720 ) and UDP\_100.
  - (5) Edit web eWC/NAT/Port Forwarding , WAN Interface=WAN1 , forward 1720 & 100 ports to 192.168.1.33
  - (6) Dial OpenPhone from WAN side's PC to LAN side's PC and DUT will reboot without information.
42. [BUG FIX] SPR ID: 070515759  
Symptom: Device crashes after click Apply in eWC>WAN>WAN2.  
Condition:
- (1) Go to eWC>WAN>WAN2. Configure correct 3G parameters.
  - (2) Clicks apply and device crashes.
43. [BUG FIX] SPR ID: 070514637  
Symptom: Policy Route can't work via 3G.  
Condition:
- (1) In A/A mode, Load Balancing Algorithm is Weighted Round-Robin and ratio is 1:1.
  - (2) Add a policy rule with following configuration.
    - Interface: LAN
    - Destination: 168.95.1.1~168.95.1.1
    - Gateway: WAN Interface: WAN2.
    - Log :Yes
  - (3) PC connected to LAN ping 168.95.1.1. There are policy route logs.
  - (4) Input "tracert -d 168.95.1.1" on PC and you can find the traffic go out via WAN1.
44. [BUG FIX] SPR ID: 070511524  
Symptom: Got error message when set wireless security to WPA or 802.1x.  
Condition:
- (1) Edit web > AUTH Server > RADIUS, enable Authentication server, Server IP Address=192.168.11.4, Key=1234.
  - (2) Edit web > Wireless Card > enable wireless card, ESSID=pqa-1234, security=WPA, Apply.
  - (3) GUI shows error message " The wireless card does not work because RADIUS server is not active."
  - (4) This is incorrect, because radius server had setting already.
45. [BUG FIX] SPR ID: 070514624, 070503096

Symptom: It takes long time to initialize 3G when using AC850.  
(About 40 seconds).

Condition:

- (1) Insert AC850 3G card, reboot device.
- (2) Configure 3G parameters in eWC>WAN>WAN2.
- (3) Reboot device, it takes about 40 seconds to initialize 3G.

46. [BUG FIX] SPR ID: 070514626

Symptom: Audio cannot be passed from WAN to LAN by netmeeting.

Condition:

- (1) Enable all ALG functions.
- (2) PC in LAN side make a call to PC in WAN side by netmeeting.
- (3) PC in WAN side can hear the audio from PC in LAN side but PC in LAN side cannot hear the audio from PC in WAN side.

47. [BUG FIX] SPR ID: 070515760

Symptom: sometimes AC875 3G card cannot be initialized successfully.

Condition:

- (1) Insert AC875 3G card, reboot device.
- (2) Configure 3G parameters in eWC>WAN>WAN2.
- (3) Reboot device, sometimes AC875 cannot be initialized successfully. You will see Modem 2 Init failed message in console.

48. [BUG FIX] SPR ID: 070508326, 070510455, 070511468

Symptom: Memory allocated every time if we ftp a big file (~300MB) through a VPN tunnel.

Condition:

PC1(ftp-client)---DUT1(Bridge)==VPN Tunnel==DUT2(Router)--PC2 (ftp-server)

- (1) DUT2 enabled AV, IDP, and AS.
- (2) Create a VPN tunnel.
- (3) After the tunnel established successfully, ftp a big file which attached a virus from PC1 to PC2.
- (4) After finishing transfer, memory allocated occurred.

49. [BUG FIX] SPR ID: 070515703, 070515657

Symptom: stack overflow.

Condition:

- (1) Enable DDNS, setup an account to update DDNS host.
- (2) After update successfully, go to CI command.
- (3) Type "sys proc disp", you will see the situation of stack overflow.

50. [BUG FIX] SPR ID: 070508283, 070508286, 070508287, 070508293, 070509343, 070509378, 070509379, 070508289, 070508292, 070508296, 070509380, 070509381, 070509382

Symptom: Configuration issue in CF Customize and Profile.

Condition:

- (1) eWC>SECURITY>CONTENT FILTER>Customization page.
- (2) Add some trusted web site, and "Apply" to save it.
- (3) Change to Profiles page, then change back Customization page, will see no setting in customization page.
- (4) Forbidden web site and Keyword blocking also have this issue.

51. [BUG FIX] SPR ID: 070522106, 070522107, 070522108

Symptom: 3G connection cannot be dropped successfully.

Condition:

- (1) Insert Huawei E612 or E620 or SierraWireless ACs595.
- (2) Configure 3G parameters and dial up connection.
- (3) In eWC>HOME, press "Drop" for WAN2 (3G) connection.
- (4) Connection cannot be dropped. WAN2 status keep continuing down -> init -> down -> init ....

52. [BUG FIX] SPR ID: 070515720

Symptom: Edit IP group rule page for each profile, the name always show first rule's name.

Condition:

- (1) Create some profile with different name like 1st is VIP, 2nd is Admin, 3rd is Sales.
- (2) Press rule 3 and configure IP group, in this Edit IP group rule page, the name show first rule's name.

53. [BUG FIX] SPR ID: 070523201,070523202,070523203,070523204

Symptom: Save without phone number and show the empty error message in eWC>WAN2

Condition:

- (1) Insert no 3G card.
- (2) Go to eWC->Network->WAN->WAN2.
- (3) Let the phone number empty and save it.
- (4) GUI show no error and can't save

54. [BUG FIX] SPR ID: 070522091

Symptom: Wrong item is deleted When delete the Trusted/Forbidden/Keyword in eWC>Content Filter>Customization.

Condition:

- (1) Go to Content Filter>Customize, create 3 items for Trusted/Forbidden/Keyword.
- (2) Delete the third one, and you will always see the first one was been deleted.

55. [BUG FIX] SPR ID: 070522100

Symptom: There are error message when deleting Keyword in Content Filter>Customization.

Condition:

- (1) Go to Content Filter>Customize, create 3 items for Keyword.
- (2) Delete the 3rd Keyword, you will see "Cannot delete this keyword, it is used by profile(s)", but it never been referenced.

56. [BUG FIX] SPR ID: 070507254

Symptom: Firmware upgrade from old version causes CF configuration lose.

Condition:

- (1) Change the CF configuration in old FW version such 3.64.
- (2) Upgrade FW to 403 and many CF configuration is gone.

57. [BUG FIX] SPR ID: 070525355

Symptom: There are error message when deleting Trusted/Forbidden/Keyword in Content Filter>Customization.

Condition:

- (1) Go to Content Filter>Customize, create 3 items for Keyword/Forbidden/Keyword.

- (2) Delete all the items you just added, you will see "Cannot delete this xxx, it is used by profile(s)", but it never been referenced.

58. [BUG FIX] SPR ID: 070525357

Symptom: Can't insert item after deleting some items from Trusted/Forbidden/Keyword in Content Filter>Customization.

Condition:

- (1) Add 3 items with Trusted/Forbidden/Keyword.
- (2) Delete 1st item in Trusted, and delete 2nd item in Forbidden, and delete 3rd item in Keyword and save it.
- (3) Add one item for Trusted/Forbidden/Keyword. After "Apply", refresh the page, you will see the items not inserted.

59. [BUG FIX] SPR ID: 070525369

Symptom: The "reset" of Remaining Budget Bytes can't work.

Condition:

- (1) On Home page, it couldn't click the "reset" of Remaining Budget Bytes.
- (2) There is an IE error message.

60. [BUG FIX] SPR ID: 070525360

Symptom: Can't change Dial backup setting if 3G configuration is blank in SMT menu\_2

Condition:

- (1) Restore default rom.
- (2) Edit SMT\_2, Active dial backup and save it.
- (3) Can't save and there is an error message "Invalid PIN code format, PIN code should be 4-digit number!".

61. [BUG FIX] SPR ID: 070525371

Symptom: If 3G connection uses Huawei E620 card, the Signal Strength often shows "Signal not detectable" when you click "Home" page but traffic can go out.

Condition:

- (1) 3G connection with Huawei E620 card.
- (2) Sometimes click "Home" page and the Signal Strength often shows "Signal not detectable". Traffic can go out normally.
- (3) There is not this issue on AC850.

62. [BUG FIX] SPR ID: 070529426

Symptom: Mbuf double free when configure Content Filter>Customization.

Condition:

- (1) Insert some items for Trusted/Forbidden/Keyword in CF Customization, and then apply. (Don't change to other page).
- (2) Delete all the items, and then apply.
- (3) Insert the items again, and then apply; you will see ZyWALL crashed because of mbuf double free.

63. [BUG FIX] SPR ID: 070528398

Symptom: Dial backup can't work.

Condition:

- (1) Insert the 3G card
- (2) Dial backup can't work.

64. [BUG FIX] SPR ID: 070528395

Symptom: budget control upload cannot work when using AC850 3G card!

Condition:

- (1) Insert AC850 3G card to device.
- (2) Power on device.
- (3) Goto eWC>WAN>WAN2 page, configure 3G with "Enable Budget control" "Enable data budget", choose "Upload" packet direction and save it.
- (4) PC in LAN accesses internet through 3G, you can see remaining data budget does not decrease at home page of 3G status window.

65. [ENHANCEMENT]

Sometimes Huawei E612 card cannot initialize successfully and make the device crash.

We will guide the user to reboot the device to re-init the card in eWC->HOME when the device meets this case.

66. [BUG FIX] SPR ID: 070525370

Symptom: The Budget Control function is abnormal.

Condition:

- (1) Insert 3G card to device, go to eWC>WAN>WAN2 to configure 3G.
- (2) Enable budget control and set data budget = 2 Mbytes for download packet direction.
- (3) Action when over budget is drop current 3G connection and disallow new 3G connection.
- (4) Download 2Mbytes data through 3G to make it over budget.
- (5) Reconfigure data budget to 1Mbytes, save configuration.
- (6) In eWC>HOME, remaining budget still 0 and 3G cannot be dialed.

67. [BUG FIX] SPR ID: 070530547

Symptom: Cannot add rules in CF>Customization.

Condition:

- (1) Restore default romfile.
- (2) In eWC>CF>Customization, add "aaa" "bbb" "ccc" in trusted domain web site.
- (3) Refresh the same page and add "ddd" in trusted domain web site.
- (4) Refresh the same page and delete the "ddd" and there will be a error message "Cannot create a custom rule." and we cannot delete rule normally."

68. [BUG FIX] SPR ID: 070531613

Symptom: We cannot save IP group setting in profile.

Condition:

- (1) Restore default romfile.
- (2) Insert a profile with "any" IP and active it and there is a error message "Cannot add Any address when Source Address list contains specific addresses!" and we cannot save it with "any" IP.

69. [FEATURE CHANGE] SPR ID: 070529502

WAS:

In eWC>HOME, when opening up the 3G WAN Interface Status using "show detail...", the information pops-up. When doing a manual [Refresh] or using an automatic refresh, the 3G details are not shown anymore.

IS:

The 3G detail information will only be shown/hidden when users press "show detail..." / "hide detail...". It will not be changed by refreshing page manually or automatically.



70. [BUG FIX] SPR ID:070531647

Symptom: DDNS function has problem

Condition:

- (1) Edit web> WAN> General, enable Active/Active, Load Balancing Algorithm= None.
- (2) Edit web> WAN> WAN 1, set to PPPoE mode
- (3) Edit web> WAN> WAN 2, APN= internet, PIN= 0000, Phone number= \*99#
- (4) Edit web> ADVANCED> DNS> DDNS, active DDNS, set testzywall\_1.dyndns.org for WAN 1 and disable HA, set testzywall\_2.dyndns.org for WAN 2 and disable HA.
- (5) Edit web> WAN> General, set WAN 1 ping check= 2.2.2.2 to make WAN 1 ping check FAIL.
- (6) Edit web> ADVANCED> DNS> DDNS, click APPLY button.
- (7) Check web> LOGS, you will see log " DDNS update WAN2 IP for testzywall\_1.dyndns.org ", this is wrong, because DDNS HA function is disable.

71. [BUG FIX] SPR: 070522157

Symptom: WLAN Behavior in 4.03 is not consistent with 4.02.

Condition:

- (1) In eWC-->Wireless Card-->Security, choose "security mode" as WPA (or other modes which need Radius server).
- (2) After saving, there is no warning message but the related info is not saved either.
- (3) In 4.02, users can save configuration in such status.

72. [BUG FIX] SPR ID: 070601036

Symptom: Device crashes when change profile "Active" status.

Condition:

- (1) Restore default romfile.
- (2) Insert several profiles in CF.
- (3) In profiles page, change the profile's "Active" status from "Yes" to "No" for many profiles quickly and device crashes.

73. [BUG FIX] SPR ID: 070601035, 070604158

Symptom: When configuring Data Budget to 999999 Mbytes, the Remaining Budget Bytes is not 999999Mbytes.

Condition:

- (1) Go to eWC>WAN>WAN2, configure 3G and enable Budget Control.
- (2) Configure Data Budget to 999999 Mbytes, it could be saved.
- (3) On eWC>Home page, the Remaining Budget Bytes only is 602Mbytes.

74. [BUG FIX] SPR ID: 070515746.

Symptom: Redundant wording shown on LOGS page.

Condition:

Go to eWC>LOGS page, the redundant wording "Reports" shown up the "View Log" tab.

75. [BUG FIX] SPR ID: 07051789

Symptom: MAC format is not consistent.

Condition:

Notebook ----- wireless ----- ZyWALL

- (1) Enable wireless card and notebook gets IP.

- (2) In eWC-->LOGS you can see notebook's MAC address in "Note" and the MAC format is different from other places.

76. [ENHANCEMENT]

When the SW595 card in the dormant state and the ZyWALL can't send out packets, the device will guide users to reboot the device to re-init the SW595 card.

77. [BUG FIX] SPR ID: 070515744

Symptom: Remove redundant message in console.

Condition:

- (1) Go to eWC-->Custom App
- (2) Configure 2 rules with overlapped port range, and save.
- (3) You can see "Port Range Over-lap: Rule 2. http (HTTP): 8080 ~ 8080" in console.

78. [BUG FIX] SPR ID: 070605179

Symptom: We cannot save the CF configuration with eWC>CF>Cache "Maximun TTL" value.

Condition:

- (1) In eWC>CF>Cache page, set the Maximun TTL" value as 99.
- (2) Goto eWC>CF>Customization pgae, add a keyword and save it.
- (3) Goto eWC>CF>Cache page, the TTL value is still 72, not 99.

79. [BUG FIX] SPR ID: 070525368, 070605221

Symptom: If 3G card is AC595(EV-DO), the 3G Network Type will always be "Unknown" and Signal Strength will always be "Signal not detectable".

Condition:

- (1) Dial up 3G with AC595(EV-DO) and it can work fine.
- (2) The 3G Network Type will always be "Unknown", it should be "EVDO Rev.A", "EVDO Rev.0" or "1xRTT"
- (3) Signal Strength will always be "Signal not detectable" on Home page.

80. [BUG FIX] SPR ID: 070605184

Symptom: Disable "3G" log category, you can still see "3G signal strength is refreshed" log.

Condition:

- (1) Insert AC850 3G card, in eWC>LOGS>Log Settings, disable "3G" log.
- (2) User can still see "3G signal strength is refreshed" log entry.

81. [BUG FIX] SPR ID: 070601017

Symptom: Schedule in multiple profile does not work.

Condition:

- (1) Restore default romfile.
- (2) Enable CF and insert a profile with profile name "aaa".
- (3) Add customization with Forbidden domain with www.google.com.tw.
- (4) Add the Forbidden domain www.google.com.tw in profile "aaa".
- (5) Add the schedule in profile "aaa" with "Block Custom Daily Access" field, time segment 1 10:00 ~ 10:05.
- (6) PC in LAN try to access the website www.google.com.tw on 10:00 and CF will block the website.
- (7) PC in LAN try to access the website www.google.com.tw on 10:01 and CF will not block the website.

82. [BUG FIX] SPR ID: 070517903, 061024791

Symptom: The status of 3G card is "LCP Up" and can't be dialed anymore.

Condition:

- (1) Connect WAN1 to internet, assign static IP to WAN1.
- (2) Configure 3G (WAN2), enable nail up. Make sure 3G can be dialed successfully.
- (3) (3) In WAN>General page, try to change the metric of WAN2 from 1 to 2 and change the metric of WAN1 from 2 to 1.
- (4) Wait a while.
- (5) Change back the metric of WAN2 from 2 to 1 and change back the metric of WAN1 from 1 to 2.
- (6) Keep doing Step (3)-(5), sometimes the status of 3G card will be "LCP Up".

83. [BUG FIX] SPR ID: 070529419.

Symptom: The ZyWALL UPnP cannot work with MSN.

Condition:

- (1) Device enables UPnP feature.
- (2) The MSN white board, remote assistance cannot work through UPnP.

84. [BUG FIX] SPR ID: 070508321, 070508319 and 070604100, 070607391

Symptom: In Custom APP GUI, the port range is restricted to 10, but the warning message was shown "The Maximum range is 100 !".

Condition:

- (1) Go to eWC>Custom APP.
- (2) Enter a rule with prot from 2000 to 2015.
- (3) The warning message was shown "The Maximum range is 100 !".

85. [BUG FIX] SPR ID: 070607397

Symptom: CF unrated web block functionality does not work.

Condition:

- (1) Restore default romfile and enable CF.
- (2) Enable "Unrated Web Pages" block/log.
- (3) Access website with IP and log will show "web forward" and the website can be accessed.

86. [BUG FIX] SPR ID: 070611551

Symptom: CF hyperlink in homepage is wrong.

Condition: In eWC>Home, the "Web Site Blocked" hyperlink is wrong.

87. [BUG FIX] SPR ID: 070608522

Symptom: Log setting is wrong.

Condition:

- (1) Restore default romfile.
- (2) Go to Log setting page and you can see that....  
"Send Immediate Alert" first item is empty.  
"Log Consolidation Period" value is very large.

88. [BUG FIX] SPR ID: 070613693

Symptom: NAT server set number is wrong in SMT.

Condition:

Goto SMT15.1 and you will find the NAT server set is over 8 and it is wrong.

89. [BUG FIX] SPR ID: 070611558

Symptom: VPN output idle timer works abnormally

Condition:

DUT1<----->DUT2 (Initiator1)

|

|----->Software VPN client (Initiator2)

Responder DUT1 :

- (1) Edit eWC/VPN , edit IKE proposal=Main , DES , MD5 , DH1 ,My Address =192.168.11.96,Remote gateway Address=0.0.0.0 -IPSec :ESP , DES , SHA-1 , Local address is LAN subnet(192.168.1.0/255.255.255.0)
- (2) Edit eWC/VPN/Global setting , edit Output idle timer=120sec.

Initiator1 : DUT2 :

- (1) Edit eWC/VPN ,edit IKE proposal=Main , DES , MD5 , DH1 ,Remote gateway Address=192.168.11.96-IPSec :ESP , DES , SHA-1 , Local Network/Starting IP address= 192.168.2.0/255.255.255.0),Remote Network/Staring address=192.168.1.0/255.255.255.0)
- (2) Establish VPN tunnel
- (3) Continue ping with Dos command from 192.168.2.33 to 192.168.1.33 successfully

Initiator2 : Software VPN client

- (1) Configure software VPN client ,IKE : Main , DES , MD5 , DH1 ,Remote gateway Address=192.168.11.96 -IPSec :ESP , DES , SHA-1 , Local Network/Starting IP address= 192.168.11.99), Remote Network/Staring address=192.168.1.0/255.255.255.0)
- (2) Establish VPN tunnel
- (3) Continue ping with Dos command from 192.168.11.99 to 192.168.1.33 successfully. After 120sec. Check DUT1 log, DUT1 should not send [HASH][DELETE] to delete initiator2's VPN tunnel after DUT2 output timed-out

90. [BUG FIX] SPR ID: 070613738

Symptom: 3G data budget counter is abnormal.

Condition:

- (1) Enable Budget Control with: Time Budget = 20, Data Budget = 100 / Download per month.
- (2) Set "Actions when over 10% of time or 10% of data budget" and then apply.
- (3) Re-set "Actions when overed 50% of time or 50% of data budget". Enable log and log alert and then apply.
- (4) LAN PC executes Flashget to download a big file (about 200MB) from Internet.
- (5) When downloaded size reaches 10MB, the warning log occurs, but the warning log should appear after 50MB (100MB \* 50%) is downloaded.

91. [BUG FIX] SPR ID: 070614822, 070614863, 070614821

Symptom: There is a java script error in GUI.

Condition:

- (1) Login ZyWALL GUI.
- (2) Click "NETWORK" or "SECURITY" or "ADVANCE" in panel, a JavaScript error will be pop-up.

92. [BUG FIX] SPR ID: 070614842

Symptom: In 3G WAN interface of home page, the 12th row is disordered.

Condition:

- (1) Insert activated AC595.
- (2) User Firefox to open eWC>HOME.

(3) In 3G WAN Interface Status, you will see 3G Card ESN information is disordered.

93. [BUG FIX] SPR ID: 070607368

Symptom: DMZ can get IP even the firewall DMZ>DMZ is block.

Condition:

- (1) Restore default romfile.
- (2) Set port 4 as DMZ.
- (3) Setup DMZ DHCP server.
- (4) Try to get IP with DMZ port and it works. But with firewall default setting, the DMZ > DMZ is block and PC should not get the IP from DMZ.

94. [BUG FIX] SPR ID: 061117059, 070612689, 070612690, 070607356, 070607354

Symptom: There is no warning message.

Condition:

- (1) Edit web eWC/WAN/WAN2 , Nailed-Up=enable
- (2) Create a VPN rule.
- (3) Edit web eWC/VPN, edit IPSec1 , Nailed-Up=enable
- (4) Edit web eWC/WAN/WAN2 , Nailed-Up=disable
- (5) There is no warning message on the status bar.

95. [BUG FIX] SPR ID: 070614804

Symptom: The source IP of AS report is 0.0.0.0 if the mail goes through VPN.

Topology

Mail server---DUT1----DUT2---Mail Client

- (1) Setup custom app feature, SMTP port to 1125 POP3 port to 1210.
- (2) Establish VPN between DUT1 and DUT2
- (3) Enable AS and AS report in DUT1.
- (4) Add mail client's account into black list of AS.
- (5) Send mail from mail client to server
- (6) In THREAT REPORTS->Anti-Spam-> Statistics-> Top Entry By Source, the source is 0.0.0.0

96. [BUG FIX] SPR ID: 070614830

Symptom: The registration password was empty in wizard GUI after service refreshing.

Condition:

- (1) Edit web eWC>Registration, create a new account & password.
- (2) Enable trial service for Content Filtering Trial, AS and AV-IDP.
- (3) Restore default rom file.
- (4) Edit web eWC>Registration>Service , click " Service License Refresh" .
- (5) Go to eWC>Home>Internet Access,Apply->Next,the Password is grayed out but empty.
- (6) But go to eWC>Registration, the User Name & Password are correct and grayed out.

97. [BUG FIX] SPR ID:070507201

Symptom: Modem initial string shows abnormal.

Condition:

- (1) Go to GUI->WAN->Dial Backup page.
- (2) Configure initial string as "at+cgdcont=1,"IP","internet"", and save it.
- (3) Go to other page, and back to this page, you will see initial string as

"at+cgdcont=1,"IP","internetuot;&q".

98. [BUG FIX] SPR ID:070420880

Symptom: DUT doesn't show error message when Firewall ACL Buffer full.

Condition:

- (1) Create many firewall rules and make the firewall rule storage space to 99%..
- (2) Edit eWC-> Firewall->Rule Summary, Insert a rule for LAN to LAN and apply.
- (3) You can find that we can't save the rule.
- (4) DUT doesn't show any message to alert user, and the web page stayed in FIREWALL-EDIT RULE page.

99. [BUG FIX] SPR ID: 070622369

Symptom: Content Filter can't add profile.

Condition:

- (1) Reset device to default setting.
- (2) On Content Filter/Policy page, edit 'Default Policy' rule's General page.
- (3) Don't change anything and press "Apply".
- (4) Try 'Insert' a new rule. The rule name can't be modified.

100. [BUG FIX] SPR ID: 070621278

Symptom: Device eWC display the wrong profile IP setting that configured by CNM.

Condition:

- (1) Let ZW5 register to CNM3.0
- (2) CNM3.0 set Content Filter profile IP 32 entries to ZW5.
- (3) ZW5 eWC display the wrong IP value at entries 21 Profile page.

101. [BUG FIX] SPR ID: 070612674

Symptom: When Log Schedule = Log is Full, the users just receive a mail with 18 logs.

Topology: PC == [LAN]DUT

Condition:

- (1) Restore default romfile and setup the log setting; make sure you can receive the mail from device.
- (2) Enable the "Syslog Server" and do "not" install syslog tool in PC.
- (3) Ping "168.95.1.1" from PC and there will be a lot of log.
- (4) Unplug PC cable and plug in cable for two times.
- (5) Disable the "Syslog Server" and check the mail which comes from device. You will find the record of mail is not 128 but less. And the following mails are in the same saturation.

102. [BUG FIX] SPR ID: 070627710,070627711,070627712,070627713

Symptom: Can't add Trusted Web Site on Content Filter>Object page.

Condition:

- (1) Try to add a Trusted Web Site with string length 63 bytes on Content Filter>Object page.
- (2) Press 'Apply', the status bar display error message.

103. [FEATURE CHANGE]

Vantage CNM – Device agent changes SPT access flow on Content Filter.

WAS:

Agent read and writes Content Filter configurations from old CF data structure. And then convert the old data structure to the new one (Multiple profiles with ACL).

IS:

Agent will read and write Content Filter configurations from the new ACL data structure directly.

104. [BUG FIX] SPR ID: 070605181

Symptom: On Content Filter/Customization page, Web sites can't sort.

Condition:

- (1) Add "a1","a6" in trusted web site list and press 'Apply'.
- (2) Add "a3" in trusted web site list and press 'Apply'.
- (3) Refresh the page and the trusted web site will list "a1","a6","a3" not "a1","a3","a6".

105. [BUG FIX] SPR ID: 070625537, 070625538

Symptom: After add the service "Vantage-CNM(UDP:1864,1865)" into a rule, GUI shows two services in eWC>Firewall>Rule Summary.

Condition:

- (1) Add a firewall rule with the following service "Vantage-CNM(UDP:1864,1865)".
- (2) Check eWC>Firewall>Rule Summary, you will see 2 "Vantage-CNM(UDP:1864,1865)" services, one of it is redundant.

106. [BUG FIX] SPR ID: 070607382

Symptom: Wording in CF log.

Condition:

- (1) Add a long profile name in CF.
- (2) Access a blocked website and you will get a log of CF.
- (3) You can see wording problem in log such as "www.hinet.com (aaaaa: Serach Engines/Portals".

Note: The log should be [www.hinet.com](http://www.hinet.com) (aaaaa): Serach Engines/Portals

107. [ENHANCEMENT]

In eWC-->WIRELESS-->Wi-Fi-->Wireless Card, change page name from "Wireless Card" to "Wi-Fi".

108. [BUG FIX] SPR ID: 070626632,070626633,070626634

Symptom: Firewall pre-defined service doesn't consistency with rule setting.

Condition:

- (1) Add a firewall rule contain AX.25 and IPv6 Custom service.
- (2) GUI display "IP(AX.25:0)" and "IP(IPv6:0)".
- (3) On Custom Service page, the pre-define table display AX.25/AX.25 and IPv6/IPv2.

109. [BUG FIX] SPR ID: 070607415

Symptom: The GW of Policy Route Log for 3G is wrong.

Condition:

- (1) Test the A/A mode Policy Route function.
- (2) Enable Failover function for Policy Route rule.
- (3) Ftp to Public PC via 3G interface.
- (4) Check the Policy Route Log and it shows that Policy Route GW is 0.0.0.0.

110. [ENHANCEMENT]

Show the scan result for debugging when users do 3G-service provider scan.

Use "CLI>wwan debug aux on" to show debugging messages.

111. [BUG FIX] SPR ID: 070607367

Symptom: ZyWALL cannot trigger traffic redirect.

Condition:

- (1) Enable 3G.
- (2) Enable Traffic Redirect to another Router on LAN.
- (3) Disable 3G on WAN2 GUI.
- (4) Try to send traffic to Traffic Redirect Router and it will be failed.
- (5) You can check the 3G routing metric is 2 by CLI command "ip route status"
- (6) and all packets will go out via 3G.

112. [BUG FIX] SPR ID: 070612685

Symptom: CPU utilization reaches to 100%.

Condition:

- (1) Set a PC (called PC-A) as syslog server in LAN side.
- (2) Configure device to send syslog to PC-A (but in PC-A, syslog is turned off).
- (3) DUT CPU utilization goes to 100% after a while.

113. [BUG FIX] SPR ID: 070621292

Symptom: An error string was displayed in eWC>MAINTENANCE>Backup & Restore.

Condition:

- (1) Go to eWC>MAINTENANCE>Backup & Restore
- (2) The title of restoring romfile is "Back to Factory Defaults"

114. [BUG FIX] SPR ID: 070522145

Symptom: Device does not reject some IP conflict setting.

Condition:

- (1) Restore default romfile.
- (2) Set DMZ IP alias 1 as 192.168.2.1/255.255.255.0 in GUI.
- (3) Set WLAN IP as 192.168.2.1/255.255.255.0 in GUI.
- (4) The setting of step 3 is allowed.

115. [BUG FIX] SPR ID: 070626586

Symptom: ZyWALL 1050 cannot connect to ZyNOS based ZyWALL via SSL VPN.

Condition:

- (1) Login to ZyWALL 1050 as admin.
- (2) Create a SSL Application that type is "Web Server" and address is pointed to ZyWALL.
- (3) Login to ZyWALL 1050 via SSL VPN.
- (4) Connect to ZyWALL in the Application list. Sometimes it fails.

116. [BUG FIX] SPR ID: 070625540

Symptom: The signal strength of AC595 is not consistent before and after 3G is connected.

Condition:

- (1) Use AC595 3G card.
- (2) When connection status is "Ready to Dial", the signal strength is probably -80dBm.
- (3) After connection status is "Connected", the signal strength drops a lot.

117. [BUG FIX] SPR ID: 070116778, 070123060, 070306440

Symptom: Device still try to dial 3G even service provider is "Limited Service".

Condition:

- (1) Sometimes in eWC>HOME, the service provider is "Limited Service".
- (2) But device still starts dialing 3G even service provider is "Limited Service"
- (3) Device should prevent to dial in "Limited Service" state.



118. [BUG FIX] SPR ID: 070626599, 070626585

Symptom: Device crashes when change NAT as full feature with SMT.

Condition:

- (1) Input "sys rn lo 2" "sys rn nat full\_feature" "sys rn sa"
- (2) Device crashes.

119. [FEATURE CHANGE]

Was: The vendor ID of CF external query is "unique license key".

Is: The vendor ID of CF external query is ZYX+LAN MAC.

120. [BUG FIX] SPR ID: 070628798

Symptom: Client PC can get IP even firewall blocks DHCP packets.

Condition:

- (1) Turn on device firewall, and let DMZ-to-DMZ is blocked.
- (2) Connect PC to LAN, and get IP from LAN DHCP server.
- (3) Disconnect PC and connects to DMZ.
- (4) PC can still get IP from DMZ DHCP server even firewall DMZ-to-DMZ is blocked.

121. [ENHANCEMENT]

Add "[x] Recurring every [x] minutes" configuration for sending Budget Control log.

- (1) When "Recurring..." is not selected, the Log/Alert will only be sent once for the event of over budget;
- (2) When "Recurring..." is selected, the Log/Alert will be sent by the configured period.
- (3) The available recurring period is limited to 1~65535 minutes.
- (4) You can also use CI command to configure this  
"wwan config budget lowLimit recurring on|off" --> for log of over threshold  
"wwan config budget lowLimit recurringPeriod <minutes>"  
"wwan config budget highLimit recurring on|off" --> for log of over 100%  
budget "wwan config budget highLimit recurringPeriod <minutes>"

122. [BUG FIX] SPR ID: 070709340

Symptom: CF cannot work with custom application.

Condition:

Topology:

DUT1 (L)(http server) 10.10.10.1---10.10.10.10(W) DUT2 (L) 192.168.1.1----PC  
(192.168.1.33)

DUT1:

- (1) Configure HTTP server port as 4043.
- (2) Add an address record: FQDN=www.123.com, IP Address=10.10.10.1

DUT2:

- (3) Add a custom port: port=4043, application=HTTP
- (4) Enable CF and select all categories
- (5) PC set DNS server as 10.10.10.1
- (6) PC can access <http://www.123.com:4043>.

123. [ENHANCEMENT]

Add power off/on reset for Sierra Wireless AC850 3G card when card has no response.

It will recover the card and re-authenticate the SIM card. You can also do this by using

CI command: "sys sw850 resetCard"

124. [BUG FIX] SPR ID: 070703106,070704186

Symptom: CF still block website even the time is not in the schedule of profile.

Condition:

- (1) romfile reset and enable the CF service.
- (2) In default profile, enable the "ActiveX" and save it.
- (3) In default profile, set the schedule with "everyday from" and make sure the time will "not" match.
- (4) visit <http://dob.tnc.edu.tw/>, and select ActiveX, you will see the block message and there is a log.

125. [BUG FIX] SPR ID: 070731178, 070731188, 070731189, 070731190

Symptom: Device can't accumulate correct budget in the reset day of the month.

Condition:

- (1) Set device time as 7/31 (the last day of July)
- (2) Enable budget control and make sure the reset day is the last day of a month. After a while, you can see the log about "budget is reset".
- (3) Reboot the device; after 3G is dialed up, you can see the budget is reset again.
- (4) Every time device reboot and after 3G is connected, budget is reset.

126. [BUG FIX] SPR ID: 070118889, 070118890, 070118891, 070118892

Symptom: IPSec tunnel can't be built up with draft 0.

Condition:

ZyWALL-----NAT Router-----Fortinet 200

- (1) Create a VPN tunnel with Fortinet.
- (2) Enable NAT-Traversal.
- (3) Dial up this VPN tunnel but failed.

127. [FEATURE CHANGE]

For GUI->VPN Global Setting page, VPN skip overlapped check box changes to radio boxes and changes the description according to technical writer suggestion.

128. [ENHANCEMENT]

Add "WIRELESS" group in left panel and move the wireless features (network>wireless card, 3G) into it.

129. [BUG FIX] SPR: 070718957

Symptom: CF cannot block website sometimes.

Topology: PC\_A == [LAN] Device [WAN] --- Internet

Condition:

- (1) Restore default romfile and enable the CF service.
- (2) Set "Denied Access Message" as "bbbb" and "Redirect URL" as "www.google.com.tw".
- (3) With default policy, active the "external DB" and enable the "Streaming Media/MP3s" category.
- (4) In PC\_A, access "www.mp3.com" and it will be blocked.
- (5) In PC\_A, clear the IE cache and repeat step 4 and it will not be blocked.

130. [BUG FIX] SPR: 070719037

Symptom: WLAN alias cannot work.

Condition:

- (1) Restore default romfile.
- (2) Set port 4 as WLAN.

- (3) Setup WLAN alias 1 as 192.168.103.1.
  - (4) Put PC in port 4 and set IP as 192.168.103.33.
  - (5) Ping "192.168.103.1" or "168.95.1.1" will always fail.
131. [BUG FIX] SPR: 070724579  
Symptom: IDP protection over Custom App port failed.  
Condition:
- (1) ZyWALL reset to default romfile.
  - (2) Edit web eWC/IDP/General, Enable Intrusion Detection and Prevention = enable, LAN to WAN=active.
  - (3) Edit web eWC/IDP/Signature/Switch to query view, Signature Search = By ID, ID = 1050955, Active = enable, Log = enable, Alert = enable, Action = Drop Packet.
  - (4) Edit web eWC/LOGS/Log Setting, enable IDP log.
  - (5) LAN PC login to WAN FTP Server using common port (21), cannot login.
  - (6) In eWC>LOGS, there is an alert: IDP ID:1050955, FTP User login attempt (L to W)!
  - (7) In eWC>ADVANCED>Custom APP, add a custom port, type = FTP, Port Range=2021-2021.
  - (8) LAN PC login to WAN FTP Sever using PORT 2021, it can login successfully, FTP ALG work well.
  - (9) There is no alert as step 6.
132. [BUG FIX] SPR: 070724658  
Symptom: ZyWALL cannot update TOS & NAT timeouts immediately.  
Condition:
- (1) Enter CI mode.
  - (2) Type "sys tos timeout tcp 600".
  - (3) Type "ip nat timeout display", the TCP timeouts cannot be updated.
133. [BUG FIX] SPR: 070717921  
Symptom: Firewall rule cannot be displayed if it's configured by CI command.  
Condition:
- (1) Configure Firewall rule by below CI commands:  
"config insert firewall set 8 rule 1"  
"config edit firewall set 8 rule 1 srcaddr-single 1.1.1.1"  
"config edit firewall set 8 rule 1 destaddr-single 2.2.2.2"  
"config edit firewall set 8 rule 1 tcp destport-single 22"  
"config edit firewall set 8 rule 1 log match"  
"config edit firewall set 8 rule 1 action permit"  
"config save fierwall"
  - (2) Go to eWC>Firewall>Summary>WAN to WAN, rule can be displayed.
  - (3) Edit this rule, rule cannot be displayed correctly in  
eWC>Firewall>Summary>WAN to WAN>Edit Rule page.
134. [ENHANCEMENT]  
Add "Enable Anti-Spam" on Anti-Spam Wizard GUI.  
Note: If users enable Anti-Spam from Anti-Spam Wizard, the External Database will also be enabled.
135. [FEATURE CHANGE]  
WAS: Device always bypass Vantage CNM UDP port (1864, 1865) when device

active Vantage CNM agent.

IS: User needs to specify the correct firewall rule to control the Vantage CNM UDP packets.

136. [BUG FIX] SPR: 070628802

Symptom: The Diagnostic report displayed on console was not complete.

Condition:

- (1) Go to eWC>MAINTENANCE>Diagnosis.
- (2) Enable Diagnosis and Display on Consol = enable.
- (3) Configure the email settings and save.
- (4) Sometime, the diagnostic report printed on console was not complete.

137. [ENHANCEMENT]

Change the wording in "ip arp status".

WAS: "10 Mb Ethernet"

IS : "Ethernet"

138. [FEATURE CHANGE]

- (1) Change the name of 3G in left panel.  
WAS: 3G  
IS: 3G (WAN 2)
- (2) Chaneg the name of WAN2 tab in eWC>WAN  
WAS: WAN 2  
IS: 3G (WAN 2)
- (3) Add a space character in the sentence of initial string in eWC>WAN>WAN2 page.  
WAS: Initial String(containing APN)  
IS: Initial String (containing APN)

139. [BUG FIX] SPR: 070718972,070709343

Symptom: When use the domain access the device, it always popup the warning message "The device configuration is logging out now...".

Condition:

Topology: PC---(LAN)DUT(WAN)

- (1) Go to eWC->DNS->System, add a address record :FQDN:www.345. com, IP Address:192.168.1.1
- (2) PC set DNS server to 192.168.1.1.
- (3) When pc use the domain (http://www.345.com) access the device, it always popup the warning message: "The device configuration is logging out now..."

140. [ENHANCEMENT] SPR ID: 070517891, 070517876, 070718958, 070704156

Refine SNMP Trap sending flow for CPU high and NAT table full.

141. [FEATURE CHANGE]

Change default setting of CF report service as "Disable".

142. [BUG FIX] SPR: 070720127

Symptom: Multi profile Content Filter fail to write when CNM server try to configure CF>>Object page.

Condition:

- (1) Let ZyWALL register to CNM server.
- (2) Add some domain names and key words on Content Filter>>Object page.
- (3) Press "Apply" and Check device error log "sys log errlog display", sometime

- display "write CF\_ACL\_buffer fail".
143. [ENHANCEMENT]  
3G card must configure APN or initial string for GSM system.
144. [ENHANCEMENT]  
Add "network selection" support for "Option GT HSDPA 7.2 READY 3G" card.  
You can configure it in:  
(1) eWC->NETWORK->WAN->WAN2.  
(2) CLI: wwan card serviceProvider change.
145. [BUG FIX] SPR: 070718984  
Symptom: Wrong prompted parameter range for Firewall CLI command.  
Condition:  
(1) Go to CLI commands.  
(2) Type "config edit firewall set 8 rule 1 tcp destport-range ?"  
(3) The response sentence is "destport-range <Positive integer: (0 - 65535)> <Positive integer: (0 - 4294967295)>", the number 4294967295 should be 65535.
146. [ENHANCEMENT] SPR: 070510421  
Since ZyWALL support "Customized Application", so we remove the service port number in eWC-->AV general page.
147. [BUG FIX] SPR ID: 070717898  
Symptom: Set 3G network service provider in eWC->WAN2, the device will crash (HW watchdog).  
Condition:  
(1) In HOME->NETWORK->WAN->WAN2.  
(2) Press "Scan" button.  
(3) After the scan process finishes, choose an ISP instead of the "Automatically".  
(4) Click "Apply".  
(5) The device will encounter hardware watchdog reset.
148. [BUG FIX] SPR: 070717926  
Symptom: When click Wireless menu, the icon does not change to up arrow.  
Condition:  
When click Wireless menu, the icon does not change to up arrow, as other menus do.
149. [BUG FIX] SPR: 070509352  
Symptom: Wording in VPN command.  
Condition:  
(1) Input command "ipsec sw off" "ipsec drop 1"  
(2) The wording "Can not Dropl:" is wrong. (Should be "Can not Drop:")
150. [ENHANCEMENT]  
Add "sys errmsg" cli command to query error messages.
151. [FEATURE CHANGE]  
Vantage CNM -- Agent modify VPN Nailed-Up constraints.  
Was: Agent response fail to CNM server when set WAN PPTP/PPPoE/3G with non Nailed-Up connection but there exist at least one VPN rule check Nailed-Up connection.  
Is: Agent accepts WAN configurations even if exist VPN rule check Nailed-Up connection.
152. [BUG FIX] SPR ID: 070702057

Symptom: Device crashed after reset to default romfile.

Condition:

- (1) Before power on the device, plug-in the 3G card (Huawei E612 or Sierra875).
- (2) After resetting to default configuration, access GUI via <http://192.168.1.1> from LAN interface.
- (3) Device crashed.
- (4) Both Huawei E612 and Sierra875 has this symptom.

153. [BUG FIX] SPR ID: 070709324

Symptom: It will take about 1 minute when saving the settings in eWC->Network->WAN->WAN2.

Condition:

- (1) No 3G card in the device.
- (2) Go to eWC->Network->WAN->WAN2.
- (3) Enable WAN2 and save.
- (4) It will take 1 minute for saving this page.

154. [BUG FIX] SPR ID: 070712659

Symptom: Console will show "Unexpected case in aux3GAuthProc()".

Condition:

- (1) Insert Huawei 3G card.
- (2) Setup the 3G settings (must have PIN code).
- (3) After booting up and make sure the 3G interface is ready.
- (4) In SMT 11.2, save the settings, the string "Unexpected case in aux3GAuthProc()" will be shown.

155. [BUG FIX] SPR: 070704151

Symptom: CLI command "ip cf profile display" shows wrong data.

Condition:

- (1) Reset to default ROM file.
- (2) In eWC-->Content Filtering-->General, enable "Block--Unrated Web Pages".
- (3) Use CLI command "ip cf profile display", and it shows "type 61 (block): Unrated". This is correct.
- (4) GO to eWC-->Content Filtering-->General, disable "Block--Unrated Web Pages".
- (5) Use CLI command "ip cf profile display", and it still shows "type 61 (block): Unrated". This is wrong.

156. [BUG FIX] SPR ID: 070803374, 070803375, 070803376, 070803377

Symptom: Device shows inserted 3G card is mismatch with configured 3G account for budget control.

Condition:

- (1) Restore default romfile, enable 3G and budget control at the same time.
- (2) Reboot device.
- (3) In eWC>HOME, the 3G card mismatch screen is shown.

157. [BUG FIX] SPR ID: 070803322, 070803323, 070803324, 070803325

Symptom: Device always sends the budget reset log after saving 3G configuration.

Condition:

- (1) Configure 3G and enable budget control.
- (2) Reboot device, use 3G for a while.
- (3) Then disable budget control and save configuration.

- (4) Then save WAN2 page again, you will see budget reset log, but it's not reasonable since budget control has been disabled.
158. [ENHANCEMENT]  
Change the wording in home page.  
WAS: Disable (collect statistics)  
IS : Disabled (collect statistics)
159. [BUG FIX] SPR ID: 070911459  
Symptom: CI command "ip arp force on" does not take effect on WAN 2.  
Condition:  
(1) Let WAN 1/WAN 2 active and has traffic on them.  
(2) CI command "ip arp status" to show that the timer of ARP entry would not decrease due to the existence of the traffic.  
(3) Use CI command "ip arp force on" to force the system to decrease timers of those WAN ARP entries periodically.  
(4) CI command "ip arp status" to show, timers of WAN 1 ARP entries would decrease, but timers of WAN 2 would not.
160. [ENHANCEMENT]  
Correct the wording in eWC>HOME for budget control card mismatch condition.  
Change "continue use" to "continue using".
161. [ENHANCEMENT]  
Update the background topology of Anti-Spam wizard for devices support 3G.
162. [ENHANCEMENT]  
Provide a CI command "ip arp reqUpadteTable [on/off]" to enable/disable that the device would use receiving ARP packet to update ARP table. The default value is off and the value will return to off when the device re-start.
163. [ENHANCEMENT]  
Add a hidden CI command "ipsec maxIkePskLength [31|32]" to turn on 32-byte PSK. After turn on 32-byte PSK, the user can save a 32-byte length IPSec Pre-share key. 32-byte PSK only can be used in ASCII format
164. [BUG FIX] SPR: 070816352  
Symptom: In CF>Object, we can delete Trusted Web Sites even the object is used in policy.  
Conditions:  
(1) Restore default romfile and enable the CF service.  
(2) Add "a5" domain in CF>Object>Trust Website.  
(3) In default policy, add the object that added in step 2.  
(4) Add "a3" domain in CF>Object>Trust Website and delete the "a5" domain and it can be deleted
165. [BUG FIX] SPR: 070815240  
Symptom: Device reset all the NAT port forwarding table with long time.  
Conditions:  
Input CI with "ip nat resetport" and it will take a long time.
166. [ENHANCEMENT]  
Update CF policy check algorithm.  
WAS: Find the policy thats IP is matched.  
IS: Find the policy which the IP is matched & the time is in schedule too.

167. [BUG FIX] SPR: 070704151

Symptom: In eWC-->Content Filtering-->Edit Policy, "Address Setup" behavior is not correct.

Conditions:

- (1) Go to eWC-->Content Filtering-->Policy, create a new policy.
- (2) In "Address Setup", choose address type as "Subnet Address", and input 0.0.0.0 in "Start IP Address" and "Subnet Mask".
- (3) Press "Add" button, and nothing will be happened and in "Configured Address", this rule is not included.

168. [BUG FIX] SPR ID: 070820455

Symptom: Device shows the incorrect error message in smt 11.2

Condition:

- (1) Make 3G WAN2 connection successfully
- (2) Configure 3G WAN2 in smt11.2 and apply
- (3) We get the error message "3G WAN Initialization Failed: Port Error"
- (4) However, 3G works normally.

169. [ENHANCEMENT]

Change the NAT server set usage when enable the NAT over IPSec functionality.

WAS: Dial backup will use its NAT server sets.

IS: Dial backup will use higher priority WAN's NAT server sets.

159. [BUG FIX] SPR ID: 070824666,070824665

Symptom: PPP compression can't work on 3G WAN2

Condition:

- (1) In Russia, we can't remote manage the ZW via 3G WAN2.
- (2) After verification, the compressed packet can't be handled.

160. [BUG FIX] SPR: 070905185

Symptom: ZyWALL crashes when testing content filter.

Conditions:

- (1) Restore default romfile and Enable CF.
- (2) Enable external DB in default policy.
- (3) Enable "Gambling" in default policy.
- (4) Set schedule in default policy with "Every day" + "01:01" and "02:02" (the schedule will not match current time)
- (5) PC in LAN access "www.gambling.com" and device crashes.

161. [BUG FIX] SPR: 070905161

Symptom: Wizard internet access setup has wrong URL link.

Conditions:

- (1) Go to eWC>Home>Wizard>Internet Access setup>Product registration and service activation for free
- (2) The URL link of registration shouldn't be <http://www.zyxel.com>. It should be <http://www.myzyxel.com>.
- (3) Click this URL to redirect to [www.zyxel.com.tw](http://www.zyxel.com.tw) in this wizard window, and then can't back to wizard setup page.

162. [BUG FIX] SPR: 070907323

Symptom: ZyWALL crashes time to time.

Conditions:



After some traffic pass through ZyWALL, it crashes.

163. [BUG FIX] SPR ID: 070917931, 070917932

Symptom: The 3G Service Provider is "Unknown".

Condition:

- (1) Insert AC850 and enable 3G.
- (2) It's often the Service Provider is "Unknown".

164. [ENHANCEMENT]

Update CF wording.

- (1) Change wording. ("profile" ==> "policy")
- (2) The CF default policy can be edited.

### **Modifications in V 4.03(XD.0)b1 | 05/04/2007**

40. [ENHANCEMENT]

Support multiple profiles in the original content filter design.

The feature can define different group by IP and each group has its own profile which can

- (1) Have its own group definition to distinguish with other groups.
- (2) Restrict web features (Block ActiveX/Java Applet/Cookies/Web Proxy).
- (3) Restrict access according to selected categories.
- (4) Customize the list for trusted web site/Forbidden web site/Keyword blocking
- (5) Decide when the profile works by schedule.
- (6) Provide the information about which profile a packet belongs to in the log.

41. [ENHANCEMENT]

Add NAT over IPSEC feature for ZyWALL.

42. [ENHANCEMENT]

Design an Anti-Spam wizard GUI for helping users quickly configure the direction to check mail traffic.

43. [ENHANCEMENT] SPR ID: 060616955.

Customized port for ZyNOS 4.03 feature, it supports FTP, H323 and SIP protocols (ALG) now. It supplies 12 entries for user to define a new port number or a port range for FTP, H323 or SIP. Note: The default port of well known service will still work well even if the user customized another port for the same service. e.g. When the user defined port 1688 for FTP, the ZyWALL will support both port 21 and 1688 for FTP service at the same time.

44. [ENHANCEMENT]

Add Diagnostic feature for the ZyWALL to send out the system information automatically when the CPU load is reached the threshold. The purpose is for system diagnostic.

45. [ENHANCEMENT]

Add hose-based load balance feature. Please see appendix 13 for more information.

CI command:

- (1) "Is hostBase enable" to enable or disable the feature.
- (2) "Is hostBase timeout" to set the timeout value.

46. [ENHANCEMENT]

Add 5 private SNMP traps for ZyWALL.

- (1) WAN interface down.
- (2) WAN IP changes to x.x.x.x.
- (3) CPU load reaches 100%.
- (4) ZyWALL switches to Dial Backup.
- (5) NAT table is full.

47. [ENHANCEMENT]

Support IXP425 B1 version CPU.

WAS: Support IXP425 A0/B0 version CPU.

IS: Support IXP425 A0/B0/B1 version CPU

48. [ENHANCEMENT] SPR ID: 060915885

GUI Enhancement on Firewall page.

- (1) Add rule number and edit icon in eWC>Default Rules for quick check rule summary..
- (2) Change the packet direction to 2 list box for user to select "From" and "To" interface.
- (3) Add "Any" selection in packet direction.
- (4) Refine eWC>Rule Summary GUI data structure and fetch process.
- (5) Change the "Move" process to alike ZW1050.

49. [ENHANCEMENT]

- (1) In eWC>VPN>VPN Rules (IKE) page, add an Active/Inactive hyperlink in every network policy.
- (2) In eWC>VPN>GATEWAY POLICY-EDIT page, add Edit/Delete icons of "Associated Network Policies".

50. [ENHANCEMENT] SPR ID:060906253

Extend the length of Anti Spam Xtag from 23 to 47.

51. [ENHANCEMENT] SPR ID: 060807425

Enhancement of GUI Home page.

- (1) Add a link for Intrusion Detected/Virus Detected/Spam Mail Detected/Web Site Blocked to connect to its corresponding web page.
- (2) Change the status of Intrusion Detected/Virus Detected/Spam Mail Detected
  - (a) N/A --- No Turbo Card.
  - (b) Disable --- UTM or main feature not active.
  - (c) Numeric --- The count of detected.
- (3) Add note for UTM report.

52. [ENHANCEMENT] SPR ID: 060814859

Check if the decompressed inspection code size is over than the pre-allocated memory size for the software based IDP/AV.

53. [ENHANCEMENT] SPR ID : 060815905,050414612

We change the ZyWALL break mechanism for the infected file.

The ZyWALL just breaks the first infected file packet and stop track the file session in the previous mechanism. The old one has better performance, but there is a risk that it couldn't break the file with more than one virus. Now ZyWALL breaks the first infected file packet and the following file packet as well. It is safer but downs performance for handling infected files. Wet also fix the line-assembly bug for FTP and HTTP in this enhancement.

54. [ENHANCEMENT]

Support user defined Xheader in mail.

Note: User can use "%status" and "%score" to display mail status and SPAM score in XHeader. There are four kinds of mail status:

- (1) Black List (score always is 100)
- (2) SPAM
- (3) Phishing
- (4) Timeout (score always is 0)

55. [ENHANCEMENT] SPR ID: 060508423

Besides IE, the GUI IP field is supported in Netscape/Mozilla/Firefox.

- (1) The enhancement supports users copy/paste IP field to IP field on Netscape/Mozilla/Firefox.
- (2) The enhancement can also work in Linux.

56. [ENHANCEMENT]

Add direction information in logs of Anti-Virus, IDP and Firewall Attack.

57. [ENHANCEMENT] SPR ID: 060522258

If users let "Redirect URL" in Content Filter be blank, the blocking page will be displayed on the forbidden object only.

58. [BUG FIX] SPR ID: 060705202

Symptom: The format and content of "System Resources" is shown different in eWC>>Home and SNMP management software.

Condition:

- (1) See "System Resources" in eWC>>Home. They are shown like:

Flash	9/16 MB
Memory	42/64 MB
Sessions	87/10000
CPU	0%

- (2) See "sysCPUUsage", "sysFlashUsage", "sysRAMUsage" and "sysSessionUsage" in SNMP management software, e.g. SNMPC Network Manager. They are shown like:

sysCPUUsage.0=0
sysFlashUsage.0=3

sysRAMUsage.0=30

sysSessionUsage.0=0

- (3) You will find that the format and content shown in eWC>>Home is different from SNMP management software.

59. [BUG FIX] ITS#: 14936

Symptom: This kind of URL request such as "http://www.host:80" can not pass through content filter trusted web site.

Condition:

- (1) Enable content filter and website customization.
- (2) Disable all web traffic except for trusted Web sites.
- (3) Add the website "http://www.sina.com" into trusted Web site.
- (3) Browse "http://www.sina.com:80" by Firefox and find it can not be visited.

60. [BUG FIX] ITS#: 14612

Symptom: ZyWALL cannot reply packet on correct WAN interface if the packet from some WAN subnet.

Condition:

- (1) Set ZyWALL WAN on A/A mode.
- (2) Put a PC on WAN2 subnet, and its IP is same subnet as WAN2 interface.
- (3) PC adds a route entry to redirect all packets to WAN1 interface.
- (4) PC cannot receive the reply packets.

61. [BUG FIX] SPR ID: 070123093,070123094,070123095

Symptom: Memory leak when doing IDP CLI operation.

Condition:

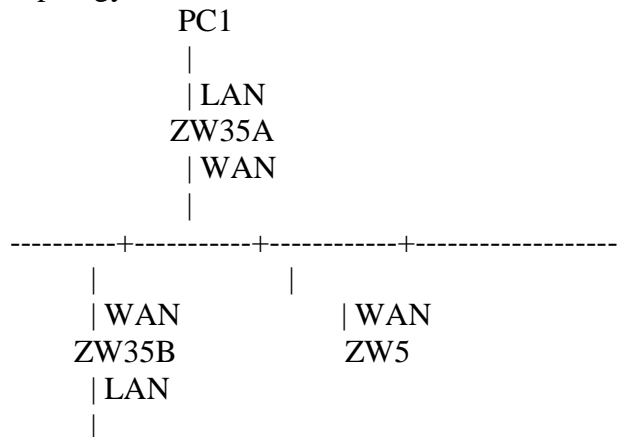
- (1) CI> idp sig load 12345
  - (2) Repeating (1).
- Memory leak!!

62. [BUG FIX] ITS#: 15003

Symptom: There will be a large latency in VPN1 if an new SA set up.

Condition:

Topology:



|  
PC2

VPN1: ZyWALL35B build a VPN with ZW35A

VPN2: ZW5 build a VPN with ZW35A

- (1) Build the VPN1 and ping PC1 from PC2.
- (2) Build VPN2.
- (3) There will be a large delay in the ping.

63. [BUG FIX] SPR ID: 060627810

Symptom: If the encapsulation type of WAN interface is PPPoE/PPTP, the conflict check will be failed when configuring LAN/DMZ/WLAN interface IP.

Condition:

- (1) Set WAN encapsulation as PPPoE/PPTP, and make sure the device can get the IP correctly.
- (2) In eWC->NETWORK->LAN->LAN, set "IP Address" to an IP which is the same subnet as WAN interface.
- (3) Finally the configuration can be saved but it should not.

64. [BUG FIX] SPR ID: 060705184

Symptom: The ordering of IDP signature is wrong.

Condition:

- (1) In eWC>AV>Signature>Switch to query view: select Signature Search by Attributes, Severe, DDOS and click search.
- (2) Click ordering by name. Check the result.
- (3) Do step (2) again and you will find the ordering is not right.

65. [BUG FIX] SPR ID: 060707351

Symptom: Can't enter SMT menu 4.

Condition:

- (1) In SMT menu 4, delete ISP's name. Save it.
- (2) In SMT menu 11, edit ISP's name as "WAN". Save it.
- (3) We can't enter SMT menu 4 anymore.

66. [BUG FIX] SPR ID: 060714836, 060714837, 060714838.

Symptom: Trace route fails to get response from our device.

Condition:

Topology:

PC------(LAN)ZW70(WAN)

- (1) On PC, try trace route a host(www.yahoo.com).
- (2) Trace route cannot get response from our device.

67. [BUG FIX] SPR ID: 060717994

Symptom: The PC in LAN side cannot access the Internet when the encapsulation is PPPoE.

Condition:

- (1) Set the WAN encapsulation as PPPoE.
- (2) In SMT 24.8, enable the ping check feature by "sys rn pingcheck 1".
- (3) After the device gets IP address and can access the WAN side host. A PC in LAN side ping an Internet host continuously.
- (4) In eWC->Home, click "Drop" button to drop the PPPoE connection.
- (5) In the PC, you will see the ping program showing the message "Reply from xxxx: Destination host unreachable".
- (6) In SMT 24.8, you discover that the device get IP address but the metric of default route become "101".

68. [BUG FIX] SPR ID: 060721405.

Symptom: Traffic log does not work in bridge mode.

Condition:

- (1) Restore default romfile.
- (2) Switch to bridge mode.
- (3) Go to eWC>SYSTEM REPORTS page, enable "Send Raw Traffic Statistics to Syslog Server for Analysis".
- (4) Go to eWC>LOGS>Log Settings page, activate "Syslog" and setup the syslog server IP as PC\_A.
- (5) PC\_A enables the Kiwi Syslog Daemon.
- (6) There is no traffic log sent to kiwi Syslog Daemon anymore.

69. [BUG FIX] SPR ID: 060725664.

Symptom: DNS cannot be updated in bridge mode.

Condition:

- (1) Restore default romfile.
- (2) Switch device to bridge mode (do not set DNS right now).
- (3) Go to eWC>MAINTENANCE>General page, set the DNS server as 172.23.5.1 and save it.
- (4) Go to another page and back to this page, you will find the DNS server is 0.0.0.0.

70. [BUG FIX] SPR ID: 060714862

Symptom: IPSec High Availability failed when enable Nailed-Up. The VPN connection swaps between primary and secondary gateway continuously.

Condition:

PC1------(L)P1(W)----| /------(W)ZW35(L)----PC2  
                                  \------(W)ZW70(L)----PC3

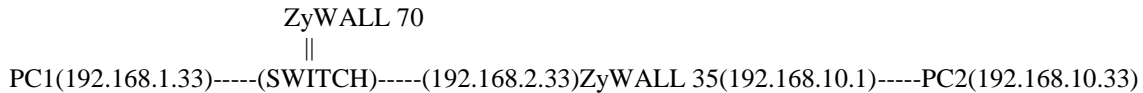
- (1) ZWP1 switch to bridge mode. (not necessary)
- (2) Create one VPN tunnel for PC1 and PC2
- (3) Redundant Remote Gateway = ZW70
- (4) Enable Nailed-Up for ZWP1, ZW35 and ZW70.
- (5) ZWP1 always reconnect tunnel between zw35 and zw70.

71. [BUG FIX] SPR ID: 060731994, 060731995

Symptom: Policy route is failed in a special topology.

Condition:

Topology:



- (1) The device under test is ZyWALL 70, the LAN subnet is 192.168.1.x with a LAN IP alias 192.168.2.x.
- (2) In ZyWALL 70, there is a policy route rule that will redirect the range 192.168.10.1-192.168.10.250 to 192.168.2.33.
- (3) In ZyWALL 35, disable NAT and firewall feature.
- (4) Ping PC1 from PC2, there is no response.

72. [BUG FIX] SPR ID: 060822312, 060822309, 060822310

Symptom: Trigger dial function is abnormal if we blocked all traffic from LAN to WAN.

Condition:

- (1) Reset to default factory.
- (2) Setting a correct PPPoE connection in WAN interface, disable "nailed-up", and idle timer is 20 seconds.
- (3) Enable firewall, and block all traffic from LAN to WAN.
- (4) Ping "168.95.1.1" continuously in a LAN side PC, WAN interface still can get IP. (It means WAN interface still can be triggered but the ping packet should be dropped by firewall.)

73. [BUG FIX] SPR ID: 060918066

Symptom: Bridge mode VPN AV can not recognize ZIP file.

Condition:

[Topology]

FTP Server --- DUT1(Bridge) ----- PC

- (1) DUT1 is in bridge mode, and then enables AV for FTP Server to PC and PC to FTP Server.
- (2) PC uploads a zip file to FTP Server. (The file is zipped with WinZIP )
- (3) DUT logs AV can not recognize the zip type; and there are many logs for it.

74. [BUG FIX] SPR ID: 060914870

Symptom: There will be lots of "Common TOS double free" log by SYN flooding tool.

Condition:

- (1) Reset to default factory.
- (2) Change the device to bridge mode.
- (3) Set a firewall rule for port 21 in WAN to LAN direction.
- (4) The PC in WAN side uses SYN flooding tool (destination port is 21) to attack a PC in LAN side.
- (5) Keep attacking and reboot the device.

(6) Check the centralized log, there be lots of "Common TOS double free" log.

75. [BUG FIX] SPR ID: 060926698

Symptom: The default route learning from LAN side router cannot work.

Condition:

Topology:

PC-----(192.168.1.1)DUT(WAN)

|

---(192.168.1.100)Router(WAN)----- (Internet)

- (1) Disconnect WAN cable of DUT, and connect WAN cable of router.
- (2) DUT and router restore default romfile.
- (3) Change router's LAN IP as "192.168.1.100" and disable LAN DHCP server.
- (4) DUT will learn a default route from router.
- (5) PC cannot access internet from the default route.

76. [BUG FIX] SPR ID: 060915931,060919187

Symptom: SIP phone can not dial to VPN peer for PPPoE.

Condition:

(1) Topology as follows:

P2002(A) --- DUT1(PPPoE) =====VPN TUNNEL===== DUT2 --- P2002(B)

(2) Configure as attached file.

Test Steps:

- (1) DUT1 WAN is PPPoE.
- (2) DUT1 and DUT2 enable SIP ALG.
- (3) DUT1 and DUT2 build a VPN tunnel.
- (4) P2002(A) dials P2002(B). Connection is success, but P2002(A) can not hear P2002(B)'s voice; P2002(B) can hear P2002(A).

77. [BUG FIX] SPR ID: 061020683

Symptom: PPPoE and PPTP can't be dropped in SMT24.1.

Condition:

- (1) WAN1 is PPPoE or PPTP.
- (2) Go to SMT24.1 and click "1" to drop WAN1.
- (3) But WAN1 is still alive.

Note: This problem only happens on the device that include 3G WAN.

**Modifications in V4.02(XD.0) | 03/09/2007**

Modify for formal release.

**Modifications in V4.02(XD.0)b7 | 03/02/2007**

1. [BUG FIX] 070208748

Symptom: AS will cause mail stuck if configuring xtag.

Condition:

PC1(Outlook Express)----- (L) DUT (W)-----ZyXEL MailServer (Exchange)

- (1) Set a properly rule for AS. In X-Header, we set "Priority" / "3". Spam score is 20. Please refer the rom-file.



- (2) If PC1 received several mails through AS function, there is a mail stuck.
- (3) If we set nothing in X-Header field, the AS functions properly.
- (4) We found the frequency of stuck is dependent on the spam score. A inverse proportion.
- 2. [BUG FIX] 070212081  
Symptom: LAN PC cannot use all services (http; https; telnet; ssh; ftp) with wan ip.  
Condition:
  - (1) DUT WAN gets an IP.
  - (2) PC in LAN access DUT's HTTP service through WAN IP, it will fail.
  - (3) Other services(HTTPS, SSL, TELNET, FTP) all are not worked through WAN IP!

**Modifications in V4.02(XD.0)b6 | 02/02/2007**

- 3. [BUG FIX] 070123107  
Symptom:Content filter queries external DB may cause DUT crashing.  
Condition:
  - (1) DUT enables content filter and enable external database.
  - (2) After 1 day or so, DUT may crash when user access Internet's web page.

**Modifications in V4.02(XD.0)b5 | 01/05/2007**

- 1. [BUG FIX] 061227924  
Symptom: 3G SIM card is locked, need PUK code to unlock it. (This symptom should not happen when 3G is not configured yet.)  
Condition:
  - (1) Restore default romfile. Do NOT configure 3G.
  - (2) Insert 3G card then reboot. Make sure 3G SIM card need PIN authentication. (you can turn on PIN authentication by mobile phone if it is off).
  - (3) Reboot device for 3 times, 3G SIM card will be locked and can not be used, need to unlock it by PUK code (You need ask ISP for PUK code of that SIM card).
- 2. [BUG FIX] 061227968  
Symptom:"Fall Back to Primary WAN When Possible" fail when WAN1 are static IP/PPPoE/PPTP.  
Condition:
  - (1) WAN1 is static IP. WAN2 is 3G.
  - (2) Disable "Fall Back to Primary WAN When Possible".
  - (3) A PC ping 168.95.1.1 continuously.
  - (4) Pull out WAN1 and WAN2 is UP. A PC ping 168.95.1.1 via WAN2 continuously.
  - (5) Plug in WAN1 and WAN2 is down. A PC ping 168.95.1.1 via WAN1, but it should stay in WAN2 because fall back has been disabled.
- 3. [BUG FIX] 061103221  
Symptom: Running eMule overnight will cause device reboot.  
Condition:  
PC in LAN running eMule access internet via 3G. After about 24hours, device reboot.
- 4. [BUG FIX] 061228982  
Symptom: As mail session won't free.  
Condition:

- (1) PC on LAN , mail server on DMZ
- (2) DUT is SUA only and forward 25 and 110 to DMZ mail server
- (3) PC use outlook express send mail one by one , one mail on one session,after 20 mails,DUT mail session is 20.

**Modifications in V4.02(XD.0)b4 | 12/22/2006**

1. [BUG FIX] 061113707  
Symptom: Content Filter Trust website behavior is not correct.  
Condition: Content filter trusted web will be blocked when select "Don't block Java/ActiveX/Cookies/Web proxy to trusted Web sites."  
2. [BUG FIX] 061110621  
Symptom: GUI display error.  
Condition:  
(1) Go to eWC>REPORTS>THREAT REPORTS>Anti-Spam.  
(2) The layout of of this right page is different from the other pages.  
3. [BUG FIX] 061106276  
Symptom: Content filtering log is not correct.  
Condition:  
(1) Reset default rom.  
(2) Registration to gfnet.zyxel.com.tw.  
(3) eWC> Content Filter> General, enable content filter.  
(4) eWC> Content Filter> Categories, select Business categories, Apply.  
(5) Access <http://www.tcc.net.tw>  
(6) Check log OK.  
(7) Again to access <http://www.tcc.net.tw>  
(8) Check log should be displayed "www.tcc.net.tw: Business/Economy(cache hit)|WEB BLOCK" not "(cache hit)|WEB BLOCK".  
4. [BUG FIX] 061113734  
Symptom: When WAN1 is disconnected, Dial Backup can not be triggered.  
Condition:  
(1) Edit WAN1 to Ethernet static IP address and enable dial backup.  
(2) Unplug WAN1 cable. LAN PC ping 168.95.1.1 continuously.  
(3) Dial backup can't be triggered.  
(4) Dail Dial Backup manually and it can work.  
5. [BUG FIX] 061109564  
Symptom: WAN1 PPPoE mode nailed up issue.  
Condition:  
(6) PPPoE mode, Edit web eWC/WAN/WAN1 , Nailed-Up=enable  
(7) Create one IPSEC rule, Edit web eWC/VPN , edit IPsec1 , Nailed-Up=enable  
(8) Edit web eWC/WAN/WAN1 , Nailed-Up=disable  
(9) Then, Traffic can not go out  
6. [BUG FIX] 061117031  
Symptom: Default Certificate can not work in Mozilla.  
Condition: Mozilla browser can not connect to device with HTTPS if user replaces the default certificate.  
7. [BUG FIX] 061102070

Symptom: Client can not get IP from DHCP Server even if the pool is not full.

Condition:

- (1) Limit the number of LAN DHCP Server pool to 2.
- (2) Connect 2 PCs to the ZyWALL LAN, both are DHCP client. Both get one IP from the ZyWALL DHCP Server.
- (3) Power Cycling ZyWALL.
- (4) Release the IP from one of the PC.
- (5) Connect another PC to ZyWALL.
- (6) The third PC cannot get IP from the ZyWALL DHCP Server.

8. [BUG FIX] 061107359

Symptom: AV, IDP can not work with VPN issue

Condition:

PC1---(LAN)ZyWALL5(WAN)----(WAN)ZyWALL70(LAN)---PC2(FTP, HTTP Server)

- (1) Setup one VPN between ZW5 and ZW70.
  - (2) Enable the AV and IDP in ZW5, and enable the zip file scan in AV.
  - (3) PC1 start FTP and HTTP download one 50Mbps ZIP file.
  - (4) About 3 minutes, PC1 can not ping PC2 and can not access Internet.
9. [BUG FIX] 061117029
- Symptom: Content Filter block JAVA/ActiveX function doesn't work correctly.
- Condition: Don't block Java/ActiveX to trusted Web sites failed when the web sites was transmitted Objects(Java/Active) from WAN to LAN.
10. [BUG FIX] 061107321
- Symptom: Content Filter trusted website allowed length is not correct.
- Condition: Domain length of Trusted Web Sites should be 63
11. [BUG FIX] 061120088
- Symptom: No dynamic NAT port mapping opened for UPnP when using WAN2(3G) interface.
- Condition:
- (1) Go to eWC>UPnP, Enable the Universal Plug and Play (UPnP) feature=enable , Allow users to make configuration changes through UPnP=enable , Allow UPnP to pass through Firewall=enable , Outgoing WAN Interface=WAN2
  - (2) PC in LAN side use MSN to make a video/audio communication with PC in WAN side.
  - (3) Go to eWC>UPnP>Ports, there is no dynamic port opened on UPnP.
12. [BUG FIX] 061025918
- Symptom & Condition: DUT will be "memSecAllocate fail" crash on over night stress testing.
13. [BUG FIX] 061106281
- Symptom: Content Filter LOG is not correct.
- Condition:
- (1) Reset default rom.
  - (2) Registration to gfnet.zyxel.com.tw
  - (3) eWC> Content Filter> General, enable content filter.
  - (4) eWC> Content Filter> Categories, select Business categories, Apply.
  - (5) Access <http://www.tcc.net.tw>

- (6) Check log OK.
  - (7) eWC > Content Filter > Categories, unblock when Matched Web Pages.
  - (8) Again to access <http://www.tcc.net.tw>
  - (9) Check log should be displayed "www.tcc.net.tw: Business/Economy(cache hit)|WEB FORWARD" not "207.226.177.50(cache hit)|WEB FORWARD".
14. [BUG FIX] 061122298  
Symptom: AV can not detect EiCar.  
Condition:  
Topology: PC1 --- [LAN]DUT[WAN/Public IP] --- CHT ISP
- (1) Restore default romfile.
  - (2) Register DUT AV function.
  - (3) Set WAN IP= Ethernet/Static IP(Public IP).
  - (4) Go to eWC > ANTI-VIRUS > General page, enable Anti-Virus, enable ZIP file Scan, activate HTTP service for all interface.
  - (5) PC1 accesses [http://www.eicar.org/anti\\_virus\\_test\\_file.htm](http://www.eicar.org/anti_virus_test_file.htm) to download eicar.com file.
  - (6) Sometimes DUT cannot detect this Anti-Virus file (eicar.com).
15. [BUG FIX] 061129623  
Symptom: 3G Information in eWC→Home is not correct.  
Condition:  
(1) Use 3G to transfer a lot of data.  
(2) Then check eWC>Home>3G Rx Bytes, the value will be negative.
16. [BUG FIX] 061103221  
Symptom: 3G do eMule Stress will cause device reboot.  
Condition: Do eMule via 3G interface, after about 24hours, device reboot without any message.
17. [BUG FIX] 061130770  
Symptom: 3G Connection fails when Username and Password are required  
Condition:  
(1) Go to eWC>WAN>WAN2, configure 3G related info and choose CHAP authentication, input correct username and password.  
(2) 3G can not be dialed successfully. Log shows CHAP success, but can not get IP address.
18. [BUG FIX] 061212754  
Symptom: Device crashes because of mbuf double free in Anti-Spam.  
Condition:  
(1) Enable Anti-Spam & External Database.  
(2) System crashes sometimes on customer site.
19. [BUG FIX] 061218035  
Symptom: Device crashes because of mbuf leak in Anti-Spam.  
Condition:  
(1) Restore default romfile.  
(2) Register Anti-Spam service.  
(3) Go to eWC>ANTI-SPAM>General page, enable Anti-Spam for all directions, activate "Discard SMTP mail. Forward POP3 mail with tag in mail subject".  
(4) Go to eWC>ANTI-SPAM>External DB page, enable External Database, set

Threshold= 0.

(5) Send a large mail (> 20K) from LAN to WAN, the device will loss mbuf.

20. [BUG FIX] 061206370

Symptom: In ZW2WG, beta user responses that we should show the web block count on Home page.

Condition:

(1) The user has registrated and activated the CF service.

(2) But in eWC>Home>Security Services, the "Web Site Blocked" is always showed "Not Supported".

21. [ENHANCEMENT] 061214917

Make eWC>WAN>WAN2>Phone number field as a MUST required field.

Note: This is because 3G can not be dialed if phone number is empty.

22. [FEATURE CHANGE]

WAS: In eWC>Home, 3G status shows "3G/UMTS".

IS: It shows "UMTS/HSDPA" in order to describe current 3G status more precisely.

23. [ENHANCEMENT]

Add some debug and diagnostic CI commands for 3G.

(1) "sys sw850 showAtCmd on|off" -> Show sent and received AT command on console.

(2) "sys sw850 cardInfo" -> show 3G card information.

(3) "sys sw850 regStatus" -> show 3G network registration status, it will show one of the following status:

- Registered.
- Not registered; not seeking a new operator.
- Not registered; currently seeking a new operator.

If status is Registered, it will also show network type and service provider name.

Network Type is UMTS/HSDPA or GPRS/EDGE.

(4) "sys sw850 sim status" -> show SIM card status, the possible responses are

- READY , means SIM card is ready to be used.
- SIM PIN/SIM PIN2 , means SIM card is asking PIN/PIN2 code.
- SIM PUK/SIM PUK2 , means SIM card is asking PUK/PUK2 code

(5) "sys sw850 sim code <value> [<new PIN>]" -> <value> could be PIN code or PUK code, depends on reponse from "sys sw850 sim status", if <value> is PUK code, then <new PIN> is required.

(6) "sys sw850 band status" -> show current band selection, the possible responses are:

- 1: Automatical (search UMTS/HSDPA first, then GPRS/EDGE) (default)
- 2: UMTS/HSDPA (WCDMA 2100) only
- 3: GPRS/EDGE (GSM 900/1800) only
- 4: GPRS/EDGE (GSM 850/1900) only

(7) "sys sw850 band change <value>" -> change band selection, the change is for 3G card and will not be saved in romfile.

24. [BUG FIX] 061103197

Symptom: Config 3G, click HOME page each time, log will show "3G signal strength is refreshed (58%)." and CPU will be up to 100%.

Condition:

(1) WAN>Active/Passive Mode

- (2) Edit web eWC/WAN2
  - APN=internet or vibo
  - PIN=0000 or 1234
  - Phone number=\*99#
  - Enable Nailed-Up
- (3) Configure device using WAN1 interface.
- (4) Click HOME page each time, log will be show "3G signal strength is refreshed (58%)."
- (5) CLI>sys cpu display, sometimes CPU loading will be up to 100%.

**Modifications in V4.02(XD.0)b3 | 11/14/2006**

1. [BUG FIX] 061025917  
Symptom: Content filter log is not correct.  
Condition:
  - (3) Register CF service; Enable Content Filter and Customization.
  - (4) Add a Forbidden Web Site "www.hinet.net".
  - (5) Visit www.hinet.net will be blocked but has not log.
2. [BUG FIX] 061025916  
Symptom: Content filter behavior is not correct.  
Condition:
  - (10) Register CF service; Enable Content Filter and block "ActiveX" and "Java Applet".
  - (11) Edit Denied Access Message & Redirect URL, enable Customization and "Don't block Java/ActiveX/Cookies/Web proxy to trusted Web sites."
  - (12) Browsing <http://dob.tnc.edu.tw/themes/old/showPage.php?s=152&t=5>, DUT log will be show blocked, but redirecting to configured URL fail!
  - (13) PC still can access ActiveX web site like as <http://dob.tnc.edu.tw/themes/old/showPage.php?s=3266&t=95&at=> and have not any block log.
3. [BUG FIX] 061027048  
Symptom: VPN GUI behavior is not correct.  
Condition: VPN>Manual Key>Local Network>Address Type is "Single Address", "Ending IP Address" field has not gray out and disable on Firefox
4. [BUG FIX] 061030105  
Symptom: VPN manual mode is not correct.  
Condition: Manual mode VPN tunnel can be up but traffic can not passed.
5. [BUG FIX] 061031200  
Symptom: Device crashes.  
Condition: DUT crashed, when using TfGen and DoS tool to test on over night.
6. [BUG FIX] 061031219  
Symptom: NAT address mapping GUI is not correct.  
Condition:
  - (1) Edit web eWC/NAT/Address Mapping/WAN1 or WAN2 , insert a new rule , Type=Many-to-One (Many-to-\*) , Local Start IP=192.168.1.30 , Local End IP=192.168.1.33 , Global Start IP=192.168.10.33

- (2) Click "Apply" button, "Local End IP" value will be show "90.x.x.x".
7. [BUG FIX] 061026934  
Symptom: VPN aggressive mode doesn't work.  
Condition: VPN aggressive mode tunnel can not be dialed successfully
8. [BUG FIX] 061027997  
Symptom: AS doesn't work via VPN tunnel.  
Condition: Enable AS, mail client will be timeout via VPN tunnel.
9. [BUG FIX] 061027067  
Symptom: Device crashes.  
Condition: Run IXIA IxLoad HTTP/POP3/FTP/SMTP stress (enable AV/AS/IDP), caused DUT crash.
10. [BUG FIX] 061031247  
Symptom: Device crashes.  
Condition: Device crashes a lot of times.

**Modifications in V4.02(XD.0)b2 | 10/23/2006**

11. [ENHANCEMENT]  
Improve ZyWALL performance.
12. [BUG FIX] 061004150  
Symptom: BWM for bridge mode VPN memory double free occurs.  
Condition:  
1. Test Topology:  
PC(A) --- DUT1(Bridge) --(VPN)-- DUT2 --- PC(B)  
2. Test Steps:  
(1) DUT1 switches to bridge mode.  
(2) DUT1 configures BWM for DUT2 as destination and DUT1 as source.  
(3) DUT1 enables bm vpnPacket by ci command.  
(4) DUT1 builds a VPN tunnel to DUT2.  
(5) PC(A) uses tfgen.exe to send udp packets to PC(B) by 4 Mbps, device will crash.  
Dump shows it memory double free.
13. [BUG FIX] 061018597  
Symptom: Block ActiveX and Java Applet via IPSec tunnel fails.  
Condition:  
Topology: PC---HQDUT)===Branch(ZW70)  
+--- Internet---HTTPServer  
DUT(H.Q.):  
(1) Register CF service; Enable Content Filter and Content Filter for traffic that matches IPSec Policy.  
(2) CF service block Java Applet  
(3) Edit Denied Access Message & Redirect URL.  
(4) Edit web eWC/VPN, add gateway policy, Name=IKE1, Remote Gateway Address=0.0.0.0, Pre-Shared Key=12345678  
(5) Edit web eWC/VPN, add network policy for IKE1, Active=enable, Name=IPSec1, Local Address Type= Single, Local Network/Starting IP Address=0.0.0.0; Remote Address Type=Single, Remote Network/Starting IP Address=0.0.0.0

ZW70(Branch)

(1) Edit web eWC/VPN, add gateway policy, Name=IKE1, Remote Gateway Address=DUT1 WAN IP address, Pre-Shared Key=12345678

(2) Edit web eWC/VPN, add network policy for IKE1, Active=enable, Name=IPSec1, Local Address Type=Subnet, Local Network/Starting IP Address=192.168.2.0 , Local Network/End IP Address=255.255.255.0, Remote Address Type=Single, Remote Network/Starting IP Address=0.0.0.0. PC can not access <http://dob.tnc.edu.tw/themes/old/showPage.php?s=152&t=5>, but redirecting to configured URL fail!

**Modifications in V4.02(XD.0)b1 | 10/16/2006**

2. [ENHANCEMENT]  
Support 3G WAN as WAN2 in ZyWALL 5.
3. [ENHANCEMENT]  
Support X-header in Anti-Spam.

**Modifications in V4.01(XD.1) | 09/04/2006**

Modify for formal release

**Modifications in V4.01(XD.1)b1 | 08/29/2006**

1. [ENHANCEMENT]  
Support 60 categories in content filtering.  
New categories: "Hacking", "Phishing", "Spyware/Malware Sources", "Spyware Effects/Privacy Concerns", "Open Image/Media Search", "Social Networking", "Online Storage", "Remote Access Tools", "Peer-to-Peer", "Streaming Media/MP3s" and "Proxy Avoidance".
2. [ENHANCEMENT]  
Add second time schedule setting in content filtering
3. [ENHANCEMENT]  
Enhance the CI command "ip ifconfig".  
(1) Add a new argument "mss" to configure the MSS value.  
(2) After finishing the configuration, the interface information will be displayed.  
Usage: ip ifconfig [iface] [ipaddr</mask bits>] <broadcast [addr]> <mtu [value]>  
<mss [value]> <dynamic> <showoff>  
Ex: ip ifconfig enif1 192.168.70.222/24 broadcast 192.168.70.250 mtu 1500 mss 1460
4. [ENHANCEMENT]  
Add CI command "av zipUnsupport". Processing ZIP file will destroy encrypted file if flag is on, otherwise pass it.
5. [ENHANCEMENT]  
Add a CI command to turn on or off the LDAP packet parsing in NAT module.  
Usage: "ip nat service ldap [on/off]"



6. [BUG FIX]

Symptom: zywall 5 WAN fixed 100/full negotiation fail against cisco 3550/2900.

Condition:

- (1) Configure cisco 3550/2900 port to fixed 100/full.
- (2) Configure zywall 5 WAN to fixed 100/full.
- (3) Zywall 5 WAN can not sync up; remain down.

7. [BUG FIX]

Symptom: The DHCP table shows incorrect information.

Condition:

- (1) Set the ZyWALL's DHCP IP Pool Starting Address is 192.168.102.146.
- (2) Add a DHCP static IP 192.168.102.22 for a PC on the LAN.
- (3) Add another PC on the LAN but this PC doesn't have a corresponding DHCP static IP rule, and then it gets 192.168.102.146 from the ZyWALL.
- (4) Go to eWC>Home>DHCP Table, the ZyWALL doesn't show 192.168.102.146, but show 192.168.103.157.

8. [BUG FIX]

Symptom: The packet will be dropped if the device does not have the ARP entry of the receiver of this packet.

Condition:

- (1) Clear ARP table by "CI>ip arp flush".
- (2) Send a ping to 168.95.1.1, but the PC will not get a response in the first ICMP Echo Request.
- (3) After the first ping, the rest of pings can get responses.

9. [BUG FIX]

Symptom: ZyWALL serial cannot connect one CDMA terminal RWT FCT CDMA.24.

Condition:

Russia raised this issue that our ZyWALL cannot connect one kind of CDMA terminal RWT FCT CDMA.24, but it is okay when this Terminal connect to P662 and D-Link route. After check, they found when short-circuit the CTR and DTS can make it work (ZyWALL connect to the CDMA)

10. [BUG FIX]

Symptom: Device crashes because of memory double free in Content Filter.

Condition:

- (1) Enable Content Filter and Web site customization.
- (2) After a while, the device will crash sometimes.

11. [BUG FIX]

Symptom: Device crashes when enable CNM agent.

Condition:

- (1) Enable AV/IDP/CNM.
- (2) Disable AS.
- (3) Block LAN to LAN packet from Firewall.

(4) Make LAN to LAN heavy traffic.

12. [BUG FIX]

Symptom: Trace route fails to get response from our device.

Condition:

Topology:

PC------(LAN)ZW70(WAN)

(1) On PC, try trace route a host(www.yahoo.com).

(2) Trace route cannot get response from our device.

13. [BUG FIX]

Symptom: Device crashes (software watchdog wakes up by NAT).

Condition:

(1) Restore default romfile.

(2) After a while, the device will crash sometimes.

14. [BUG FIX]

Symptom: Backeping the configuration of AntiVirus is too slow.

Condition:

(1) In eWC->SECURITY->ANTI-VIRUS->Backup & Restore, click "Backup" button to backup the AntiVirus configuration.

(2) Sometimes we need to wait for the popup window for a prolonged period of time.

**Modifications in V4.01(XD.0) | 08/08/2006**

Modify for formal release

**Modifications in V4.01(XD.0)b5 | 07/31/2006**

1. [BUG FIX]

Symptom: Device crashes when upload F/W.

Condition:

Topology : PC\_A == ZyWALL == P1 == PC\_B

(1) Build tunnel between PC\_A and PC\_B and sent TFGEN traffic(1M) between PC\_A and PC\_B.

(2) Use eWC to upload F/W from ZyWALL's WAN and device crashes.

**Modifications in V4.01(XD.0)b4 | 07/11/2006**

2. [BUG FIX]

Symptom: Anti-Spam cannot work in NAT loopback situation.

Condition:

(1) Put PC1 and PC2 on LAN side of ZyWALL.

(2) ZyWALL enables Anti-Spam and disables External Database.

(3) PC2 installs the Merak Mail Server.

(4) PC1 uses the outlook express to send mail to itself by the mail server of PC2.

(5) When the PC1 is sending mails will cause mail stuck until timeout.

3. [BUG FIX]

Symptom: Upload firmware by eWC will cause CPU load 100%.

Condition:

- (1) Use GUI to upload firmware will cause CPU 100%.
- (2) It will be successful, but need more than 1 minute.

4. [BUG FIX]

Symptom: There should be a progress page when upload F/W by eWC.

Condition:

- (1) Goto eWC>Maintenance to upload F/W.
- (2) ZyWALL should show a progress page, but it is not.
- (3) ZyWALL should display login page after reboot, but it is not.

**Modifications in V4.01(XD.0)b3 | 06/25/2006**

1. [FEATURE CHANGE]

Change log format of Spam mail.

Was: Mail score is higher than threshold - Spam Score:<Score><Title>!<Direction>

Is: Mail score is higher or equal than threshold - Spam

Score:<Score><Title>!<Direction>

2. [FEATURE CHANGE]

Change some wordings which contain "fail back" in GUI and log.

Was: "Fail back \*\*\*\*\*".

Is: "Fall back \*\*\*\*\*".

3. [FEATURE CHANGE]

WAS: In eWC>HOME page, the memory bar will become red when the percentage of memory usage is over 90%.

IS: In eWC>HOME page, the memory bar will become red when the percentage of memory usage is over 95%.

4. [FEATURE CHANGE]

In eWC>BW MGMT>Class Setup page, change wording:

WAS: "filter, to filter, (filter number)", "Filter class Search Order"

IS: "class, to class, (class number)", "Enabled classes Search Order"

5. [ENHANCEMENT]

Enlarge Anti-Spam session number from 5 to 20

6. [ENHANCEMENT]

Microsoft cryptographic library supports only odd-sized keys for generating the RSA-modulus. Let the key number of creator primes be odd-size.

Note: Without this enhancement, importing self-signed certificate with PKCS#12 format into MS IE sometimes will fail.

7. [ENHANCEMENT]

(1) In eWC>HOME page, show MAC address in Network Status Table.

(2) Change ZyWALL eWC refresh pages to consistent with HOME page.

8. [BUG FIX]

Symptom: Device will crash in bridge mode AV testing.

Condition: PC(mail client)----(LAN)DUT(WAN)----Mail Server

(3) In bridge mode, enable AV and activate SMTP from LAN to WAN direction.

(4) Disable Outlook SMTP authentication in PC.

(5) PC on LAN and sent out Microsoft Outlook testing mail.

(6) Device will crash immediately.

9. [BUG FIX]

Symptom: ZyWALL WLAN & DMZ ports cannot work in dynamic VLAN ports.

Condition:

- (1) Restore default romfile.
- (2) Set Port Roles as 1>LAN, 2>LAN, 3>DMZ, 4>WLAN.
- (3) Set DMZ IP as 10.10.2.1/24, DHCP as None.
- (4) Set Wireless Card bridge to WLAN.
- (5) Unplug wireless card and reboot device.
- (6) PC connects to DMZ port, IP is 10.10.2.100/24 and gateway is 10.10.2.1, and the PC ping 10.10.2.1 will fail.

10. [BUG FIX]

Symptom: The eWC>Firewall>Default Rule page will popup JavaScript error in router mode.

Condition:

- (1) Go to eWC>FIREWALL>Default Rule page.
- (2) Click Reset button, ZyWALL pop-ups a JavaScript error.

11. [BUG FIX]

Symptom: Unknown crash.

Condition:

- (1) Restore default romfile.
- (2) Switch device to Active/Active mode, and confirm WAN1 and WAN2 can work fine.
- (3) Set WAN2 ping check point to User-defined.
- (4) After a while, the device sometimes will crash.

12. [BUG FIX]

Symptom: IDP Total Sessions Scanned is wrong.

Condition:

- (1) Enable AV, SMTP service and enable all directions.
- (2) Enable IDP, but disable all traffic direction.
- (3) Attacker sends the mail containing virus to victim via ZyWALL to check if Anti-Virus can detect viruses.
- (4) In eWC>REPORTS>THREAT REPORTS, Total Sessions Scanned of IDP will count number. But it should not.

13. [BUG FIX]

Symptom: ZyWALL crashes if you try to backup Configuration AV or IDP.

Condition:

- (1) Go to eWC>Security>ANTI-VIRUS(or IDP)>Backup & Restore page.
- (2) Click Backup or Restore button.
- (3) System will crash sometimes.

14. [BUG FIX]

Symptom: The ZyWALL should use user configured time server to do daily time adjustment.

Condition:

- (1) Reboot the ZyWALL, set 'abc.abc.edu' as user defined 'Time Server Address'.
- (2) The time synchronization will fail at start-up and use the default built-in time server list.

(3) The ZyWALL will always use one of built-in time servers to adjust time daily, but the ZyWALL should use user configured time server to do daily time adjustment.

15. [BUG FIX]

Symptom: The IDP should work when the traffic is "from VPN to LAN".

Condition:

Topology

PCB-----ZYWALL----tunnel-----ZYWALL-----PCA

(1) Build a tunnel between PCA and PCB.

(2) Enable IDP and check the direction of "From VPN to LAN" and download a file "eicar.com" by HTTP.

(3) The IDP doesn't detect the virus.

(4) But IDP works when you choose 'From LAN to VPN'.

16. [BUG FIX]

Symptom: The device will crash when using VPN manual mode.

Condition: PC1--ZWA--ZWB--PC2

(1) Add a VPN manual mode rule in both ZWA and ZWB and make sure PC1 can ping PC2 through the VPN tunnel.

(2) PC1 ping PC2 continuously.

(3) Unplug the physical link in WAN, the VPN traffic will pass through (ZWA).

(4) ZWA will crash.

17. [BUG FIX]

Symptom: The incorrect data shows on the eWC>THREAT REPORTS>AV.

Condition:

(1) Enable AV and use Edonkey behind the ZyWALL.

(2) The incorrect data shows on the eWC>THREAT REPORTS>AV.

The detect virus name shows 'Unknown Signature' and the Occurrence is very big, even is a negative number.

18. [BUG FIX]

Symptom: Sometimes we cannot login ZyWALL by HTTP or HTTPS after enabling the password hash function.

Condition:

(1) Enable password hash function in SMT 24.8, "sys pwdHash on".

(2) After the convert of password, we can never login by HTTP or HTTPS.

19. [BUG FIX]

Symptom: In ZyWALL 5 bridge mode, the Port statistics of eWC>HOME page shows "Dial Backup" port information.

Condition:

(1) ZW5 switches to bridge mode.

(2) Go to eWC>HOME>Port statistics.

(3) The redirected page will show "Dial Backup" port information.

**Modifications in V4.01(XD.0)b2 | 05/22/2006**

1. [FEATURE CHANGE]

The multicast AH or ESP packet will not pass to the VPN module in ZyWALL.

2. [FEATURE CHANGE]

Change wording of one category name in external content filtering.

Was: Streaming Media/MP3

Is: Streaming Media/MP3/P2P

3. [FEATURE CHANGE]

WAS: In SMT 24.8, "ipsec adjTcpMss auto" will let the "IPSec adjust TCP MSS" switch to auto mode.

IS: "ipsec adjTcpMss 0" will change to auto mode.

4. [ENHANCEMENT]

(1) System Resources:

1. Some memory, which is used by running features and system process, has gone in system resource bar. Add back this part of memory in the bar.

2. Give a space between number and MB.

WAS: 19/64MB; IS: 19/64 MB

(2) Time representation: Modify eWC>home page>Up Time as a running clock.

(3) Firmware Version: Give eWC>Homepage>Firmware Version a hyperlink to eWC>Maintenance> F/W Upload.

(4) Security Services:

1. Give eWC>Homepage>IDP/Anti-Virus Definitions a hyperlink to eWC>IDP>Update.

2. Add eWC>Homepage>IDP/Anti-Virus Expiration Date a hyperlink to eWC>Registration> Service.

3. Give eWC>Homepage>Anti-Spam Expiration Date a hyperlink to eWC>Registration> Service.

4. Give eWC>Homepage>Content Filter Expiration Date a hyperlink to WC>Registration> Service.

(5) Interfaces

1. Give each eWC>interface a hyperlink to link to the corresponding configuration page.

WAN1/WAN2 link to eWC>Network>WAN page

Dial Backup link to eWC>Network>WAN>Dial Backup page

LAN link to eWC>Network>LAN>LAN page

IP alias1/2 link to eWC>LAN>IP alias 1/2 page

WLAN link to eWC>Network>WLAN>WLAN page

IP alias1/2 link to eWC>WLAN>IP alias 1/2 page

DMZ link to eWC>Network>DMZ>DMZ page

IP alias1/2 link to eWC>DMZ>IP alias 1/2 page

(6) Remove underlines from the links in eWC>Homepage.

(7) Put eWC>Homepage a warning message for Turbo card is not installed.

(8) If there is no Turbo Card installed, the Security Services should be presented accordingly:

WAS: Intrusion Detected 0

Virus Detected 0

IS: Intrusion Detected N/A

Virus Detected N/A

5. [ENHANCEMENT]

Support dual multiple WAN devices for IPSec HA scenario.

6. [ENHANCEMENT]

Change the Anti-Spam wording in log.

WAS: "Mail Parser buffer is overflow!"

IS: "AS checking bypassed as a mail header line exceeds 1024 characters!"

7. [ENHANCEMENT]

(1) Remove the eWC check box: Enable Firewall for VPN traffic.

(2) Remove CI command "ipsec swFwScan on|off".

8. [BUG FIX]

Symptom: Device crashes when sends large number of mails.

Condition:

(1) Enable Anti-SPAM and external database.

(2) Enable Bandwidth management in WAN and DMZ.

(3) Send and receive large number of mails between DMZ and WAN interface.

(4) Device will crash.

9. [BUG FIX]

Symptom: Traffic can't pass VPN tunnel after a long while.

Condition:

Topology:

PC1 (192.168.1.33) --- ZW\_A (192.168.70.100) ===== VPN tunnel =====

(192.168.70.200)ZW\_B --- (192.168.2.33)PC2

(1) VPN configuration on ZW\_A:

IKE 1: Secure gateway: 192.168.70.200

Enable XAUTH client

SA lifetime = 180 seconds

Policy 1: Local network: 1.1.1.1/24

Remote network: 2.2.2.2/24

Enable Nail up

SA lifetime = 28800 seconds

Policy 2: Local network: 192.168.1.33/24

Remote network: 192.168.2.33/24

SA lifetime = 180 seconds

(2) VPN configuration on ZW\_B:

IKE 1: Secure gateway: 192.168.70.100

Enable XAUTH server

SA lifetime = 180 seconds

Policy 1: Local network: 2.2.2.2/24

Remote network: 1.1.1.1/24

SA lifetime = 28800 seconds

Policy 2: Local network: 192.168.2.33/24

Remote network: 192.168.1.33/24

SA lifetime = 180 seconds

(3) PC1 ping PC2

(4) After a while the Policy 2 can't be established anymore.

10. [BUG FIX]

Symptom: Some wordings in "eWC->ANTI-VURUS" are not correct.

Condition:

(1) Go to "eWC->ANTI-VIRUS->General".

- (2) The wording "POP3 (TCP/UDP 110)" should be "POP3 (TCP 110)"  
(3) The wording "SMTP (TCP/UDP 25)" should be "POP3 (TCP 25)"
11. [BUG FIX]  
Symptom: The device can't enable multiple proposal in IKE rule.  
Condition:  
(1) Add an IKE rule using "Preshare key" as authentication type.  
(2) Add another IKE rule using "Certificate" as authentication type, different preshare key and enable the multiple proposals.  
(3) This IKE rule cannot save.
12. [BUG FIX]  
Symptom: In eWC>HOME>Network Status>more page, wireless cannot get correct port status.  
Condition:  
(1) Insert G-110 wireless card.  
(2) Switch device to bridge mode.  
(3) Go to eWC>HOME>Network Status>more page.  
(4) The "Port Status" of Wireless Card is 100M/Full, but SMT is 54M.  
(5) The "Port Status" of WLAN Interface has no any information.
13. [BUG FIX]  
Symptom: In PPTP encapsulation, enable VPN, AV and AS, PC can not receive the mail via VPN tunnel.  
Condition:  
PC1(mail-server:argosoft1.8)--(DMZ)ZW70(WAN:PPPoE)---(WAN:PPTP)ZW5(LAN) -----PC2(Outlook Express)  
(1) Establish a VPN tunnel between ZW70 and ZW5.  
(2) In ZW70, enable AV, disable AS.  
(3) In ZW5, enable AS.  
(4) PC2 can't receive the mail from PC1.
14. [BUG FIX]  
Symptom: Bridge mode Network Status Bridge Port loss DMZ port.  
Condition:  
Bridge mode in GUI Home> Network Status>More> Bridge Port loss DMZ port.
15. [BUG FIX]  
Symptom: VPN rule swap fails on phase one ID check.  
Condition:  
Topology:  
(LAN) Bridge\_A (WAN)===== (WAN) Bridge\_B (LAN)  
(1) On Bridge\_A, add a VPN rule:  
IKE: Static rule, enable XAUTH and set as client mode.  
Local ID: Type=DNS Content = d.c.b.a  
Peer ID: Type=DNS Content = a.b.c.d  
IPSEC Policy: Local=Single 1.1.1.1, Peer=Single 2.2.2.2  
(2) On Bridge\_B, add two VPN rules:  
1. Rule one:  
IKE: Static rule, XAUTH is disabled.  
Local ID: Type=DNS Content = a.a.a.a



Peer ID: Type=DNS Content = b.b.b.b

IPSEC: Local=Single 3.3.3.3, Remote=Single 4.4.4.4

2. Rule two:

IKE: Dynamic rule, enable XATUH and set as server mode.

Local ID: Type=DNS Content = d.c.b.a

Peer ID: Type=DNS Content = a.b.c.d

IPSEC Policy: Local=Single 1.1.1.1, Remote=Single 2.2.2.2

(3) Dial VPN tunnel from Bridge\_A to Bridge\_B, the VPN tunnel will fail to build up by phase one ID mismatch.

16. [BUG FIX]

Symptom: User can't receive mail through VPN tunnel when WAN is in PPTP encapsulation.

Condition:

Topology:

PC1 (mail client) --- ZW5 (PPTP) === VPN tunnel === ZW70 ---- PC2 (mail server)

(1) Establish VPN tunnel between ZW5 and ZW70.

(2) ZW5's WAN is PPTP, enable AS.

(3) ZW70's WAN can be any encapsulation type, disable AS.

(4) PC1 receives mail from PC2 but it fails.

17. [BUG FIX]

Symptom: Asymmetrical route cannot work.

Condition:

Topology as follows:

PC (A) ---- [L]DUT(B)[W] ----- Internet --- HTTP server(D)(66.102.7.104)

|  
|  
-- [L]Router(C)[W] --- Internet

(1) DUT configures a static route that forwarding packets of destination IP 66.102.7.104 through internal link to Router(C).

PC (A)'s default route entry is DUT (B).

Router (c) is NAT enabled.

(2) PC (A) establishes HTTP connection to HTTP server (D).

a. SYN Packet: A -> B (LAN) -> C (LAN) -> C (WAN) -> D.

b. SYN ACK Packet: D -> C (WAN) -> C (LAN) -> A.

c. ACK Packet: A -> B (LAN), and DUT drop it.

18. [BUG FIX]

Symptom: Trigger port can't be reconnected.

Condition:

Topology:

PC1(192.168.1.33)------(LAN)ZyWALL(WAN:192.168.70.175)-----PC2(192.168.70.176)

(1) Reset to default romfile.

(2) Go to eWC>WAN>WAN1, set WAN IP Address=192.168.70.175.

(3) Go to eWC>NAT>Port Triggering>WAN1 Interface>Index 1, set Name=ftp, Incoming Start Port=21, incoming End Port=110, Trigger Start Port=21, Trigger End Port=21.

(4) Disable Firewall.

- (5) PC1 ftp to PC2, and then PC2 ftp to PC1.
- (6) PC2 disconnects ftp session and then reconnects to PC1 will be fail, while PC1 ftp session still connected.
- 19. [BUG FIX]  
Symptom: GUI popup java script error in eWC>NAT>NAT Overview  
Condition:
  - (1) Go to eWC>NAT>NAT, change Max concurrent session per host to 500 and press key "Enter".
  - (2) ZyWALL popup java script error.
  - (3) The status bar shows "spSave () fail with Error -6103".
- 20. [BUG FIX]  
Symptom: Redundant gateway sometimes can't be saved if it's in domain name format.  
Condition:
  - (1) Create an IKE rule with IPSEC HA is enabled.
  - (2) Configure a non-exist domain name as redundant gateway.
  - (3) Let Domain Name Update Timer query this non-exist domain name. It will fail.
  - (4) Try to modify the domain name with a correct one and save it.
  - (5) Several minutes later, users will find the domain name has not been changed; it's still the old one.
- 21. [BUG FIX]  
Symptom: In eWC>VPN, VPN Rules page shows incorrect domain name.  
Condition:
  - (1) Go to eWC>DNS>DDNS, set a WAN domain name as "123456789.123456789.123456789.123456789.123456789.123".
  - (2) Go to eWC>VPN, create a VPN rule using My domain as 123456789.123456789.123456789.123456789.123456789.123".
  - (3) While applying the setting, VPN Rules page shows incorrect domain name.
- 22. [BUG FIX]  
Symptom: Wireless client still can scan wireless network after disabled wireless card.  
Condition:
  - (1) Plug in G100/G110 wireless card.
  - (2) Go to eWC/Network/Wireless Card/Wireless Card, enable wireless card and set ESSID as "testWlan".
  - (3) Wireless Client can scan the "testWlan" network by Odyssey tool.
  - (4) Disable wireless card.
  - (5) Wireless Client still can scan the "testWlan" network by Odyssey tool.
- 23. [BUG FIX]  
Symptom: ZyWALL crashes when setting NAT address mapping rules.  
Condition:
  - (1) Go to eWC>NAT>Address Mapping page.
  - (2) Add a new rule, configure
    - Type= Many-to-Many-Overload,
    - Local Start IP= 1.1.1.1
    - Local End IP= 3.3.3.3
    - Global Start IP= 4.4.4.4

Global End IP= 5.5.5.5

(3) Click "Apply" button, then ZyWALL crashes.

24. [BUG FIX]

Symptom: Change WAN IP in GUI, the "Private" option in SMT11.1->Edit IP will be set as "NO".

Condition:

(1) Go to SMT11.1, configure Encapsulation as "PPPoE" or "PPTP".

(2) Go to SMT11.1->Edit IP, change "Private" to "Yes".

(3) Go to eWC->WAN->WAN1, set IP as static IP address.

(4) Go to SMT11.1->Edit IP, the value of "Private" will become "No".

25. [BUG FIX]

Symptom: NAT Many-to-Many Overload rule cannot be set in eWC.

Condition:

(1) Go to eWC>NAT>Address Mapping page, click "Insert" button.

(2) In NAT - ADDRESS MAPPING page, select Type= Many-to-Many Overload.

(3) Click the "Apply" button, and the status shows "Extra characters were detected in the item".

26. [BUG FIX]

Symptom: NAT historical high NAT session per host will over one session than Max concurrent session per host.

Condition:

(1) Go to eWC>NAT>NAT overview, change Max concurrent sessions per host to 500.

(2) Use BluePortScan to do port scan.

(3) Historical high session per host is 501.

27. [BUG FIX]

Symptom: Anti-Spam cannot work in NAT loop back situation.

Condition:

(1) Put PC1 and PC2 on LAN side of ZyWALL.

(2) ZyWALL enables Anti-Spam and disables External Database.

(3) PC2 installs the Merak Mail Server.

(4) PC1 uses the outlook express to send mail to itself by the mail server of PC2.

(5) When the PC1 is sending mails will cause mail stuck until timeout.

28. [BUG FIX]

Symptom: Device responds an invalid sysObjectID value while SNMP browsing.

Condition:

(1) Restore default romfile.

(2) MIB browser connects to device and will get invalid value enterprises.890.1.2 (prestige).

29. [BUG FIX]

Symptom: VPN can be successfully built up with wrong IPSec rule.

Condition:

Topology:

(LAN) ZyWALL\_A (WAN)===== (WAN) Bridge\_B (LAN)

(1) On ZyWALL A, add a VPN rule:

IKE: Static rule, enable XAUTH and set as client mode.

- IPSEC Policy: Local=Single 1.1.1.1, Remote=Single 2.2.2.2
- (2) On Bridge\_B, add two VPN rules:
1. Rule one:  
IKE: Static rule, enable XAUTH and set as server mode.  
IPSEC: Local=Single 3.3.3.3, Remote=Single 4.4.4.4
  2. Rule two:  
IKE: Dynamic rule. XATUTH is disabled.  
IPSEC Policy: Local=Single 1.1.1.1, Remote=Single 2.2.2.2
- (3) Dial VPN tunnel from ZyWALL\_A to Bridge\_B, the VPN tunnel will be successfully built up with Bridge\_B's rule two.
30. [BUG FIX]  
Symptom: The eWC>Firewall>Default Rule page will pup up JavaScript error in bridge mode.  
Condition:  
(1) Go to eWC>FIREWALL>Default Rule page.  
(2) Click Reset button, ZyWALL pup up JavaScript error.
31. [BUG FIX]  
Symptom: Device crash (Soft watchdog starts up.)  
Condition:  
(1) Firewall+NAT+AV+IDP+AS+AS black list+LB  
(2) LAN has a mail client 、 mail server ; DMZ has a mail client 、 2 mail server ;  
WLAN has a mail client. All of them are on IxLoad  
(3) Run IxLoad 10 minutes , device crash
32. [BUG FIX]  
Symptom: Traffic can't go out after use the tfgen tool.  
Condition:  
(1) Restore default rom file.  
(2) In LAN, use the TfGen with following setting.  
Utilization: 40000; Destination: 168.95.1.1; Port: 777;  
After using the tfgen, all the traffic from LAN can't go outside.

### **Modifications in V4.01(XD.0)b1 | 04/24/2006**

1. [ENHANCEMENT]  
(1) Add UTM reports for IDP/AV/AS.  
(2) Change linkage from GUI>Logs>Reports to GUI>UTM Reports>System Reports.  
(3) Re-layout UTM Home GUI for ZyWALL 4.01.
2. [ENHANCEMENT]  
Add redundant IPSec gateway (IPSec HA).
3. [ENHANCEMENT]  
IPSec traffic can be managed by security rule (IDP/AV/AS/FW/CF/BM)
4. [FEATURE CHANGE]  
Was: IPSec auto-build tunnel command can only build tunnels with same secure gateway IP.  
Is: Users can automatically build VPN tunnels with incremental secure gateway IP addresses.

- Usage of CLI command: ipsec build<secure gateway> <local IP address>  
<remote IP address> <Nailed-Up> <num> <Control ping> in which
5. [ENHANCEMENT]  
Add direction matrix setting in Firewall/AV/AS/IDP.
  6. [ENHANCEMENT]  
Change weighting of Anti SPAM servers based on average time and fail rate.
  7. [ENHANCEMENT]  
(1) Add CI command to see the runtime data for AntiSpam.  
"as display runtime data <all|black|white> [all|ip|mime|email|subject]"  
(2) Wildcard support for subject and email fields in black list and white list.
    1. Support "\*" to indicate match any character 0 or more times.
    2. It is case-insensitive.
    3. The maximum length of the email and subject fields is 63 characters.
  8. [ENHANCEMENT]  
Add PKCS12 for ZyNOS.
  9. [ENHANCEMENT]  
WLAN Zone enhancement.
    - (1) ZyWALL has an independent WLAN Zone interface, no matter WLAN card.
    - (2) WLAN card is not the independent WLAN interface.
    - (3) WLAN card can be bridged to LAN, DMZ and WLAN Zone interface.
  10. [ENHANCEMENT]  
support WLAN in "ip nat routing" CI command. Turn on this option for LAN/DMZ/WLAN, packets will be routed when it cannot match any NAT rule.
  11. [ENHANCEMENT].  
Add a CI command "ip alg ftpPortNum [port number]" to support a different port number on FTP ALG. This port is an additional FTP ALG port, the original FTP port(21) still works. Note: This CI command will not save to SPT, so user will need to put into autoexec.net if they want to keep the setting.
  12. [ENHANCEMENT]  
Consolidate "Router reply ICMP packet" log.
    - (1) Router reply ICMP packet: ICMP(Port Unreachable).
    - (2) Router reply ICMP packet: ICMP(Host Unreachable).
  13. [ENHANCEMENT]  
Add a CI command "sys arp ackGratuitous", let ZyWALL to support gratuitous ARP request and update MAC mapping on ARP table for the sender of this ARP request. There are two subcommands under "ackGratuitous":
    - (1) "active [yes|no]": Let ZyWALL accept gratuitous ARP request.
    - (2) "forceUpdate [on|off]" If zywall ARP table already had target IP address ARP entry, forceUpdate option will update the exist MAC mapping to new one.
  14. [FEATURE CHANGE]  
WAS: The ZyWALL uses a fixed NTP server list with 10 NTP servers to adjust the system time.  
IS: Use 0.pool.ntp.org, 1.pool.ntp.org, 2.pool.ntp.org instead of specific NTP servers to adjust the system time.  
The pool.ntp.org is a virtual cluster of timeservers, it uses a round robin way to provide different NTP server to clients.

15. [ENHANCEMENT]

Device will detect if Turbo Card is inserted or not to determine the NAT and TOS session number. Without Turbo Card inserted, device will recover NAT and TOS session number to 6000.

**Modifications in V4.00(XD.8) | 03/16/2006**

Modify for formal release.

**Modifications in V 4.00(XD.8)b1 | 03/10/2006**

16. [ENHANCEMENT]

Support Green Product Turbo Card

17. [FEATURE CHANGE]

Change the command usage for saving password with hashed by MD5 in the ROM file.

WAS: sys pwdEncryption <on | off> [newPassword] [oldPassword]

IS: sys pwdHash <on | off> [newPassword] [oldPassword]

**Modifications in V4.00(XD.7) | 02/24/2006**

Modify for formal release.

**Modifications in V4.00(XD.7)b1 | 02/17/2006**

1. [BUG FIX]

Symptom: Device crashes after about 5 minutes with default romfile.

Condition:

(1) Restore default romfile.

(2) Only connect WAN port to internet.

(3) Do NOT access eWC.

(4) After about 5 minutes, device crashes with Prefetch Abort message.

2. [FEATURE CHANGE]

WAS: Device accepts any ARP reply information if has its ARP entry.

IS: Device does not accept ARP reply information which does not have corresponding ARP request by device itself.

3. Symptom: GUI and SMT behavior is not consistent.

Condition:

(1) In eWC>VPN>Global Setting page, "Adjust TCP MSS" can be configured as uint16 but as an integer in SMT.

4. [BUG FIX]

Symptom: ZyWALL crashes when receiving unsupported IKE packet.

Condition:

ZW5A------(tunnel)-----ZW5B

|-----PC(send IKE unsupported packet)

(1) Edit an IKE rule and an IPSEC rule.

(2) PC sends unsupported IKE exchange type packet.

(3) ZyWALL will crash.

5. [ENHANCEMENT]

Add a CI command "ip arp ackGratuitous", let ZyWALL to support gratuitous ARP

request and update MAC mapping on ARP table for the sender of this ARP request. There are two subcommands under "ackGratuitous":

(1) "active [yes|no]":

Let ZyWALL accept gratuitous ARP request.

(2) "forceUpdate [on|off]"

If zywall ARP table already had target IP address ARP entry, forceUpdate option will update the exist MAC mapping to new one.

6. [ENHANCEMENT]

Add a CI command, "ipsec initContactMode gateway|tunnel", to support multiple VPN clients which located behind the same NAT router can build VPN tunnel to ZyWALL.

7. [BUG FIX]

Symptom: IKE last packet send out after ESP packet.

Condition:

(1) A PC continuously generates traffic from LAN and it matches a VPN tunnel.

(2) ZyWALL should initiate the VPN tunnel.

(3) After receiving the second packet of quick mode from the peer, ZyWALL send some ESP packets before sending the last quick mode packet.

(4) It should send out the last quick mode packet first, and then send those ESP packet.

8. [ENHANCEMENT].

Add a CI command "ip alg ftpPortNum [port number]" to support a different port number on FTP ALG.

Note: This port is an additional FTP ALG port, the original FTP port (21) still works.

**Modifications in V4.00(XD.6) | 02/06/2006**

Modify for formal release.

**Modifications in V4.00(XD.6)b1 | 01/23/2006**

1. [ENHANCEMENT]

Add CLI command "as scoreTimeout" to change AS rating server query timeout value.

2. [ENAHNCEMENT]

CLI command "as display serverlist" shows information about rating server query round trip time.

3. [ENHANCEMENT]

The password saved in ROM file can be encrypted by MD5.

(1) "sys pwdEncryption <on | off> [newPassword] [oldPassword]"

(a) Use this CI command to turn on or off this feature. Once the feature is on in a ROM file, the F/W without this feature support can not deal the ROM file well. Ex. login problem.

(b) To turn off the feature, you must provide two password, "newPassword" is the new password that will be saved in the ROM file in plaintext. "oldPassword" is the original administration password that is for security issue.

(2) "sys md5 <string>" Input a string, it will output the md5 code.

4. [ENHANCEMENT]  
Add CI command, "ipsc swSkipPPTP [on/off]", to let all traffic pass through VPN tunnel setting not to apply on PPTP traffics.
5. [ENHANCEMENT]  
ZyNOS adds device local port conflict protection. ZyWALL will avoid port 1029 as local port.
6. [FEATURE CHANGE]  
WAS: The DDNS of ZyWALL will not update IP when the ZyWALL's WAN IP is static.  
IS: The DDNS of ZyWALL will update IP when WAN IP changes, no matter the ZyWALL's WAN IP is static or dynamic.
7. [FEATURE CHANGE]  
WAS: If the zip session is over the maximum zip sessions, this session is bypassed.  
IS: Add CI command to decide this session is bypassed or blocked.
8. [FEATURE CHANGE]  
Expend dial bacokup initial string length from 31 characters to 63 characters.
9. [BUG FIX]  
Symptom: The registered username is wrong in eWC->REGISTRATION->Registration page.  
Condition:  
(1) A registered device with username abcdefgh.  
(2) In 24.8, type "sys myZyxelCom load".  
(3) Type "sys myZyxelCom config username 1234567890".  
(4) Type "sys myZyxelCom save".  
(5) Type "sys myZyxelCom serviceRefresh".  
After the refresh is finished.  
(6) Type "sys myZyxelCom load".  
(7) Type "sys myZyxelCom display".  
(8) You can see the username field is wrong "abcdefgh90", it should be "abcdefgh".
10. [BUG FIX]  
Symptom: Can not change gateway IP address to "0.0.0.0".  
Condition:  
(1) In eWC->NETWORK->WAN->WAN1(WAN2), set WAN interface as static IP address and gateway = "10.0.0.1".  
(2) Change gateway IP address to 0.0.0.0 and click "Apply".  
(3) Goto eWC->NETWORK->WAN->WAN1(WAN2), the gateway IP address is still "10.0.0.1".
11. [BUG FIX]  
After we rebooted ZyWALL, ZyWALL fails to transmit data through VPN.  
Condition:  
Topology: PC1------(LAN)ZW A(WAN)=====+(WAN)ZW B(LAN)  

192.168.167.1            |            192.168.1.1  
DHCP Server

  
(1) On ZW A, WAN uses dynamic IP address and set a static VPN rule with policy as below:  
IKE: Nail-up is ON



Local: Subnet Type 192.168.167.0/24

Peer: Subnet Type 192.168.1.0/24

(2) On ZW70, set a Dynamic VPN rule with policy as below:

Local: Subnet Type 192.168.1.0/24

Peer: Any

(3) PC1 ping ZW B's LAN IP. Ping result is OK.

(4) Reboot ZW A.

(5) Check ZW A eWC SA monitor page, we can see a new VPN tunnel was successfully built up.

(6) PC1 ping ZW B's LAN IP again. Ping result is fail.

12. [BUG FIX]

Symptom: Anti Spam cannot work in NAT loopback situation.

Condition:

(1) Put PC1 and PC2 on LAN side of ZW70W.

(2) ZW70W enables Anti Spam and disables External Database.

(3) PC2 installs the ArgoSoft Mail Server.

(4) PC1 uses the outlook express to send mail to itself by the mail server of PC2.

(5) When the PC1 is receiving mails will cause mail stuck until timeout.

13. [BUG FIX]

Symptom: VPN tunnel up time of ZyWALL private MIB has some problems.

Condition:

(1) Successfully build a VPN tunnel.

(2) Use MIB browser to get the up time value from ZyWALL. The returned result is correct.

(3) Add a new ipsec policy.

(4) Get the up time value again. The returned result of the built VPN tunnel is "0(days) 00:00:00".

14. [BUG FIX]

Symptom: AS log is not correct.

Condition: The source/destination IP address in log "Exceed maximum mail session" are the same.

**Modifications in V4.00(XD.5) | 01/06/2006**

Modify for formal release.

**Modifications in V4.00(XD.5)b1 | 01/05/2006**

1. [BUG FIX]

Symptom: The incremental rules may not work after updating signature.

Condition:

(1). Register myzyxel.com and update the signature.

(2). Enable the IDP feature.

(3). For some time, update the signature.

(4). The incremental rules may not work.

**Modifications in V4.00(XD.4) | 12/15/2005**

Modify for formal release.

**Modifications in V4.00(XD.4)b1| 12/13/2005**

1. [BUG FIX] 051202307  
Symptom: DUT can not block infected zip file.  
Condition:  
(1) Use I.E. browser to get <http://www.vx.netlux.org>.  
(2). DUT can not block the infected zip file, which extended file name is not "zip".
2. [BUG FIX] 051208573  
Symptom: User updated some version signature, IDP/AV configuration may be lost.  
Condition:  
(1) If user updated 1.092 version signature, IDP/AV configuration will be lost.

**Modifications in V4.00(XD.3) | 12/09/2005**

Modify for formal release.

**Modifications in V4.00(XD.3)b1| 12/06/2005**

1. [ENHANCEMENT]  
In eWC->LAN (DMZ, WLAN)->LAN (DMZ, WLAN) page, the DHCP WINS servers now can be configurable via GUI.
2. [ENHANCEMENT]  
In eWC->VPN-> Global Setting page, add two fields "Adjust TCP Maximum Segment Size" and "VPN rules skip applying to the overlap range of local and remote IP addresses."
3. [ENHANCEMENT]  
VPN configuration by CI commands "ipsec adjTcpMss" and "ipsec swSkipOverlapIp" will be reflected in the two fields of GUI -- "Adjust TCP Maximum Segment Size" and "VPN rules skip applying to the overlap range of local and remote IP addresses.", and vice versa.
4. [FEATURE CHANGE]  
Login-Name for PPPOE, PPTP need support 63 characters, Password need support 31 characters in GUI.
5. [BUG FIX]  
Symptom: VPN Relay does not work.  
Topology:Branch A[ZyWALL30W] === HQ[ZyWALL5] ===== Branch B[ZyWALL30W]  
Condition:  
Device Settings:  
Branch\_A  
WAN:10.0.0.2  
LAN:192.168.167.0/24  
HQ  
WAN:10.0.0.1  
LAN:192.168.168.0/24  
Branch\_B  
WAN:10.0.0.3

LAN:192.168.169.0/24

VPN settings:

Branch\_A

Local IP address 192.168.167.0/24

Remote IP address 192.168.168.0~192.168.169.255

Headquarter

(1)

Local IP address 192.168.168.0~192.168.169.255

Remote IP address 192.168.167.0/24

(2)

Local IP address 192.168.167.0~192.168.168.255

Remote IP address 192.168.169.0/24

Branch\_B

Local IP address 192.168.169.0/24

Remote IP address 192.168.167.0~192.168.168.255.

Action: Dial up VPN in from both Branch A and Branch B to HQ. Then you can ping Branch B from Branch A, but you can not login any FTP server in Branch A from Branch B. In packets trace, it seems that ZYWALL5 with 4.00(WZ.2)C0 can not relay TCP packets in VPN from wan-to-wan.

6. [BUG FIX]

Symptom: Under bad network environment, transmit a lot of packets by a VPN tunnel, there are a lot of "Replay Packet" log entries.

Condition:

(1) Network environment is bad (ex: heavy traffic).

(2) Build up a VPN tunnel.

(3) Transmit heavy traffic through the tunnel, after few days it shows a lot of "Replay Packet" log entries.

7. [BUG FIX]

Symptom: Change Log Mail server, mail will send to old mail server.

Condition:

(1). Fill Log mail server "mail.zyxel.com.tw" and fill other fields by correct data (Enable SMTP Authentication)

(2). Click "E-mail Log Now" and receive this log will successful

(3). Modify Mail server to "mail.aaa.com.tw" click "E-mail Log Now", user also can receive this log mail.

8. [BUG FIX]

Symptom: VPN rule with subnet mask 0.0.0.0 should allow all traffic to pass through VPN, but it doesn't.

Condition:

1. Restore default ROM file.

2. Set up a VPN policy with remote address type = subnet, remote starting IP address = 0.0.0.0, remote subnet mask = 0.0.0.0.

3. Trigger tunnel by local PC, and it wil never trigger tunnel.

9. [BUG FIX] 051014149

Symptom: PC can't send the mail (L to W: SMTP) when the device's bridge and IP is different subnet with the mail client.

Condition:

Topology: Mail

Server(192.168.12.123/24)---Internet---Device(192.168.11.9/23)---PC(192.168.12.163/24)

(1) Change the device to Bridge Mode, IP = 192.168.11.9, Mask = 255.255.254.0, Gateway = 192.168.10.11, DNS = 168.95.1.1.

(2) Edit web eWC/Anti Spam, Enable Anti Spam = Enable.

(3) Edit web eWC/Anti Spam/External DB Enable, threshold = 0.

(4) PC can't send the mail to MailServer.

(5) if we disable Anti-Spam or change the device's IP subnet to 192.168.12.x/24, it works.

10. [BUG FIX]

Symptom: Mail stuck when enable Anti-Spam, because of checksum error.

Condition:

Topology: Client -----(W) ZYWALL (L) ----- Mail Server

(1) Enable AS.

(2) Set port forwarder default server to Mail server.

(3) Client receive mails, sometimes mail stuck.

11. [BUG FIX]

Symptom: Mail get stuck.

Condition:

Mail receive/send stuck when AS is on and mail is going through VPN tunnel.

12. [BUG FIX]

Symptom: In eWC->VPN>Global Setting page, warning messages is not correct.

Condition:

WAS: (Warning: When this checkbox is checked, you may not access device because of triggering VPN tunnels)

Warning messages should be :

(Warning: When this checkbox is not checked, you may not access device because of triggering VPN tunnels).

13. [BUG FIX]

Symptom: Using Outlook Express to receive mails with ZyWALL Anti-Spam enabled, it will stuck until timeout.

Condition:

(1) PC1 -- [LAN]ZW35\_A[WAN] -- [WAN]ZW35\_B[LAN] -- PC2.

(2) ZW35\_A enables NAT + Firewall + Anti-Spam, and Anti-Spam enables external database, Spam Tag = "[\*\*SPAM\*\*]", Tag for No Spam Score = "".

(3) ZW35\_B enables NAT + Firewall.

(4) PC2 installs the ArgoSoft Mail Server.

(5) PC1 uses the outlook express to send mail to itself by the mail server of PC2.

(6) When the PC1 is receiving mails will cause mail stuck until timeout.

14. [BUG FIX]

Symptom: All traffic goes through VPN does not work.

Condition:

Topology:

PC1------(LAN)ZW35A(WAN)===Internet===(WAN)ZW35B(LAN)-----PC2

- 192.168.1.1/24                      |                      192.168.2.1/24
- (1) On ZW35A, set a Static VPN rule with policy as below:  
Local: Subnet Type  
192.168.1.0/24  
Peer: Single Type  
0.0.0.0
- (2) On ZW35B, set a Dynamic VPN rule with policy as below:  
Local: Single Type  
0.0.0.0  
Peer: Any
- (3) Under the setting, we expect all PC1's traffic to PC2 will go through VPN tunnel to ZW35B first then to PC2.
- (4) But it doesn't work.

**Modifications in V4.00(XD.2) | 10/26/2005**

Modify for formal release.

**Modifications in V4.00(XD.2)b2| 10/19/2005**

1. [BUG FIX] 051013130  
Symptom: Convert rom file from 3.64 to 4.00, Max. Concurrent session Per Host has some problem.  
Condition:  
(1) Upgrade firmware from 3.64 to 4.00.  
(2) In eWC->ADVANCE->NAT, Max. Concurrent Sessions Per Host is 6000, it should be 4000.
2. [BUG FIX] 051014221, 051014222, 051014223  
Symptom: Spelling error in eWC->Registration page.  
Condition:  
(1) In eWC->REGISTRATION-> Registration page, set two different passwords.  
(2) Press "Apply" button, the status shows "Password and Confirm password are differencet".  
(3) A word "differencet" spells error. It should be "different".
3. [BUG FIX]  
AS fail count will not be increased even the real timeout occurs
4. [BUG FIX] 050928542, 051012075, 051012076, 051012077  
Symptom: The added source IPs of Firewall rule will be lost.  
Condition:  
(1) Go to GUI->FIREWALL->RULE EDIT page.  
(2) Edit a firewall rule.  
(3) Add a source IP(or destination IP) that exceeds its maximum size(20 for ZW5).  
(4) The added item will be lost.
5. [FEATURE CHANGE] 051018364 , 051018365, 051018366  
In eWC->Registration page, change Username field behavior.  
WAS: "-" character is not allowed to key in.  
IS: "-" character is allowed to key in.
6. [BUG FIX] 051018403

Symptom: PPTP (GRE) cannot pass through NAT.

Condition:

PPTP

Server(192.168.1.33)--(LAN:192.168.1.1)DUT(WAN:192.168.11.100)--PC(192.168.1.200)

(1) Add PPTP Server(192.168.1.33) as Default Server in Port Forwarding

(2) Firewall is disabled.

(3) PC(192.168.11.200) can not dial in PPTP on 192.168.11.100

7. [BUG FIX] 051014198, 051014199, 051014200

Symptom: Use registration wizard to enable service, and last page wording error.

Condition:

(1) In eWC->HOME->Internet Access button, go to the last page.

(2) Registration status wording was wrong.

**Modifications in V4.00(XD.2)b1| 10/08/2005**

1. [BUG FIX] 050906259

Symptom: Disable bridge mode Firewall "Log Broadcast Frame". Broadcast logs always appear.

Condition:

(1) In bridge mode, disable all Firewall -> Default Rule -> "Log Broadcast Frame".

(2) Broadcast logs always appear.

2. [BUG FIX] 050825052

Symptom: Tfggen tool causes router crash.

Condition:

(1) Use tfggen to send 40000 to 172.21.0.254 and turn it off.

(2) Use "dev chan disp enet3" to make sure the sending bit is 1.

(3) Unplug and plug wan2 and router will crash.

3. [BUG FIX]050912438

Symptom: Device will hang and reboot after "Email Log Now" in bridge mode.

Condition:

(1) Topology(Public IP): PC(211.72.158.115) ---

[LAN]ZW70\_BridgeMode(211.72.158.116)[WAN] ---

Internet/MailServer/MailRecipient.

(2) Set the device as Bridge mode.

(3) Configure eWC->LOGS: "E-mail Log Settings".

(4) Click eWC->"Email Log Now" to send log mail.

(5) System will hang and then reboot by software watchdog.

4. [BUG FIX]050905192

Symptom: Anti-Spam causes memory leak in bridge mode.

Condition:

(1) Topology: Mail Client --- ZyWALL --- Mail Server

(2) Turn on Anti-Spam at ZyWALL (Bridge Mode).

(3) Mail Client sends mail to Mail Server. (You can try 500 mails with 2 attachments, total size is about 30k).

(4) ZyWALL memory leaks.

5. [BUG FIX] 050922955

Symptom: After updating signature, sometimes the server IP address is incorrect in centralized log.

Condition:

- (1) In SMT 24.8, type "sys update signatureUpdate".
- (2) After updating signature, type "sys log dis".
- (3) Sometimes you can see a signature update log with incorrect server IP "127.0.0.1".

6. [ENHANCEMENT]

In eWC->FIREWALL->EDIT RULE page, we added the limitation on the number of source ip address and destination ip address. The limitation is 20.

7. [ENHANCEMENT]

The device will not retry to update the signature if the update is triggered by user. Ex. CI command "sys update signatureUpdate", "idp update start", "av update start" or "Update Now" button in eWC.

8. [ENHANCEMENT]

In eWC>Anti-Spam>General>Action taken when mail sessions threshold is reached, the wording of "Discard" will mislead user to think the system will "drop the mail" when mail session reach the system's limit. In fact, the system doesn't drop the mail, it just drop the mail connection until system have an available mail session to process incoming connection. We replaced "Discard" with "Block" and the wording of "Block" will be explained in web help and User's Guide by "System will Block this mail until a mail session is available".

9. [BUG FIX]

Symptom: Sometimes device will crash when receiving special mails.

Condition:

Topology: Mail\_Client --- ZyWALL --- Mail\_Server

- (1) ZyWALL turn on Anti-Spam, turn on external DB, threshold = 0.
- (2) Mail\_Client receive mail from Mail Server
- (3) Sometimes ZyWALL will crash due to "Data Abort", "not mbuf cookie", "mbuf double free", or mail did not tagged with spam string.

10. [BUG FIX] SPR ID: 050926383,050926384,050926385

Symptom: AS+AV Enable, it can't send or receive mail if attached virus files.

Condition:

- (1) AS and AV enable.
- (2) AV General Setup select all.
- (3) Send or receive a mail with attached virus files.
- (4) It will can't send or receive mail.

11. [BUG FIX] 051003282

Symptom: PC cannot transfer file from server (172.20.0.38)

Condition:

Topology: PC ---- ZyWALL(WAN:172.x.x.x)(Bridge/Router) --- trunk (172.20.0.38)

- (1) Restore default romfile.
- (2) PC get file from trunk, but it always fails after several seconds.

12. [BUG FIX] SPR ID: 050930643

Symptom: Edit NAT port forwarding default server = 192.168.1.33, then ping from DUT2 to DUT1, it should show W to L logs, but it show W to W logs.

Condition: PC1-----LAN DUT1 WAN-----PQA LAB-----WAN DUT2 LAN

(1) Set with CI command "sys romr|y"

(2) Edit web eWC/WAN/WAN1, My WAN IP Address = 172.202.77.121, My WAN IP Subnet Mask = 255.255.0.0, Gateway IP Address = 172.202.77.1

(3) Edit NAT port forwarding default server = 192.168.1.33, then ping from DUT2 to DUT1, it should show W to L logs, but it shows W to W logs.

-> If we telnet from DUT2 to DUT1, it shows W to L logs, and this is right.

-> If we ping from DUT2 to DUT1, it shows W to W logs, but it should show W to L logs.

13. [BUG FIX] 051003323

Symptom: NAT many one to one cannot work.

Condition:

(1) Edit web eWC/NAT/Address Mapping, WAN Interface = WAN2, Insert a Many One-to-One rule (Local Start IP = 192.168.1.41, Local End IP = 192.168.1.42, Global Start IP = 192.168.12.100, Global End IP = 192.168.12.101) on eWC/NAT/Address Mapping page

(2) Set with CI command "ip nat reset enif1"

(3) 192.168.12.110 do port scan 192.168.12.100 (port 1-100) and 192.168.12.101 (port 1-100)

(4) 192.168.1.41 and 192.168.1.42 cannot capture all port scan packets.

14. [BUG FIX] 050930647

Symptom: Some mails should have SPAM tag or NoScore tag but they didn't have any tag

Condition:

(1) Enable AS

(2) eWC->AS->ExternalDB-: Enable external DB, set the threshold=0, fill the tag for no spam score

(3) MS Outlook Express received a lot of mails from the mail server

(4) Some mails did not have any Spam/No Score tag.

15. [FEATURE CHANGE]

WAS: Allow timeouted ConeNAT session to recreate NAT session from WAN to LAN.

IS: Do not allow timeouted ConeNAT session traffic to recreate NAT session from WAN to LAN.

**Modifications in V4.00(XD.1) | 09/26/2005**

Modify for formal release.

**Modifications in V4.00(XD.1)b2 | 09/21/2005**

1. [BUG FIX]

Symptom: Content filter was registered in router mode and changed to bridge mode without configure DNS server. One PC open a web site can make DUT crash.

Condition:

(1) In router mode, register content filter and enable it. Edit eWC/Content Filter/Categories/Select Categories, and enable some items (Pornography, Business, Gambling, etc.)

(2) Change DUT to bridge mode without configure DNS server.



- (3) PC1 on LAN open a website, and IE would show “block (DNS resolving failed)”
- (4) DUT crashed.

**Modifications in V4.00(XD.1)b1| 09/12/2005**

1. [ENHANCEMENT]  
Add CI command "ip urlfiler bypass [LAN/DMZ/WAN] [ON/OFF]" to let traffic matches LAN->LAN, DMZ->DMZ or WAN->WAN directions can be bypassed content filtering.  
NOTE: (1) This is a runtime CI command, user can add it into autoexec.net.  
(2) This command only support in router mode.
2. [ENHANCEMENT]  
Periodically sending the keep-alive zero window TCP ACK when the AS engine handles the mail. The default value is 5 seconds.
3. [BUG FIX] 050830189  
Symptom: Enable AS "Discard SMTP mail" and send a mail with attached file will cause the device hangs up  
Condition:  
(1) Enable AS "Discard SMTP mail"  
(2) Send a over 20k sized mail  
(3) The device hangs up
4. [BUG FIX] 050831205  
Symptom: Device will crash if users turn on myZyxelCom debug message then process device registration and trial service activation.  
Condition:  
(1) Turn on myzyxel.com debug message by "sys myZyxelCom debug type 3"  
(2) Go to eWC>REGISTRATION, register device and activate trial service for Content Filter.  
(3) Device will crash.
5. [BUG FIX] 050701018  
Symptom: DHCP client gets IP failed  
Condition:  
(1) Topology: PC---(192.168.1.1) Router switch to: PC---(192.168.70.250) DUT  
(2) PC connects to the router LAN port with DHCP, and get an IP.  
(3) DUT set a static DHCP rule for the PC.  
(4) PC switch to DUT, and gets an IP failed. The user must release IP manually, then PC will get IP successfully.
6. [BUG FIX]  
Symptom: ZyWALL sends [HASH][DELETE] to delete VPN tunnel after output timed-out even they keeps traffic via the tunnel.  
Condition: PC1 -----ZyWALL-----PC2(Zywall VPN client)  
(L) (W) |-----PC3(Zywall VPN client)  
(1) Configure a dynamic VPN-rule in the ZyWALL.  
(2) Establish first VPN tunnel by PC2 using ZyWALL VPN client.  
(3) Establish Second VPN tunnel by PC3 using ZyWALL VPN client.  
(4) Both PC2 and PC3s' PCs keep ping to PC1.  
(5) ZyWALL sends [HASH][DEL] to 2nd VPN peer only every 2 minutes which is

output Idle time-out timer.

7. [BUG FIX] 050907311

Symptom: Bridge mode VPN can't work if configure by Wizard.

Condition:

- (1) Configure bridge mode VPN with wizard.
- (2) Dial VPN rule and it always fail.

8. [BUG FIX] 050907308

Symptom: Device will hang forever when editing firewall custom service

Condition:

- (1) Enable firewall and add custom service, service name=test1, IP protocol=TCP/UDP , port range=2222-2223.
- (2) Edit eWC/firewall/rule summary, packet direction=WAN to WAN/ZyWALL, insert service "test1", Action for matched packet=permit.
- (3) Edit eWC/firewall/service and add another custom service, service name=test2, IP protocol=TCP , port range=100-200.
- (4) Edit eWC/firewall/rule summary, packet direction=LAN to WAN, insert service "test2", Action for matched packet=Drop.
- (5) Edit eWC/firewall/service and modify custom service "test2", change IP protocol to UDP then click apply.
- (6) Device will hang.

**Modifications in V4.00(XD.0) | 09/02/2005**

Modify for formal release.

**Modifications in V4.00(XD.0)b5| 09/02/2005**

1. [BUG FIX]

Device crashed sometimes when doing FTP stress test.

**Modifications in V4.00(XD.0)b4| 08/27/2005**

1. [BUG FIX] 050819823

Symptom: Device will crash.

Condition:

- (1) Enable Anti Spam.
- (2) Enable "Discard SMTP mail. Forward POP3 mail with tag in mail subject".
- (3) Send a spam mail.
- (4) Device will crash.

2. [BUG FIX] 050822932

Symptom: CPU loading will be very heavy.

Condition:

- (1) Set two IKE rules which secure gateways are both domain name.
- (2) Go to CI command "sys cpu display", CPU loading is 100%.

3. [BUG FIX] 050824993, 050824994, 050824995

Symptom: Sometimes system DNS cannot resolve domain name to IP address.

Condition:

- (1) In CLI, enter "ip dns query name myupdate.zywall.zyxel.com"
- (2) Try (1) more times and sometimes cannot be resolved.

4. [BUG FIX] 050819842

Symptom: ZyWALL 5 will crash when upload firmware via GUI.

Condition

- (1) Upload a very large file via GUI.
- (2) Device will crash.

5. [BUG FIX] 050823954

Symptom: The IPSec rule swap without configuring ID Content will fail (XAUTH case).

Condition:

- (1) Add one static IPSec rule with XAuth (Rule one).
- (2) Add one dynamic IPSec rule with XAuth. Keep the "Peer ID Content" and "Local ID Content" unchanged "0.0.0.0" (Rule two).
- (3) Dial the VPN tunnel from peer gateway, the device won't swap to rule two, and the connection can not be built up.

6. [BUG FIX] 050822915

Symptom: VPN can not be established if reponder has multiple rules and the correct rule's phase 2 ID type is subnet.

Condition:

Topology: ZyWALL\_A(WAN)----(Internet)----(WAN) ZyWALL\_B

- (1) IPSec policy in ZyWALL\_A:

Policy 1:

Local: 192.168.3.10/255.255.255.0

Remote: 192.168.2.7/255.255.255.0

Policy 2:

Local: 192.168.1.10/255.255.255.0

Remote: 192.168.2.6/255.255.255.0

- (2) IPSec policy in ZyWALL\_B:

Policy 1:

Local: 192.168.2.0/255.255.255.0

Remote: 192.168.1.0/255.255.255.0

- (3) The other phase 1 and phase 2 parameters for ZyWALL\_A and ZyWALL\_B are the same.
- (4) Establish policy 1 tunnel from ZyWALL\_B.
- (5) ZyWALL\_A should establish VPN tunnel by using policy 2, but it fails.

7. [ENHANCEMENT]

Add CI command "aux usrmdn [1/0]" to switch USR modem flag. If this flag is on, user can dial USR modem successfully.

Note:

- (1) For USR modem, user should disable hardware flow control(initial string is "at&f1"); or the modem speed should be 38400 BPS.
- (2) This is a runtime CI command, and this flag is not saved into flash. User can add this command into autoexec.net.

8. [BUG FIX] 050517977

Symptom: IPSec check rule conflict on IP 0.0.0.0 is incorrect.

Condition:

- (1) Restore default romfile.

- (2) Configure the two IPSec rules shown as follow:  
Rule A: local: 0.0.0.0      remote: 192.168.3.33  
Rule B: local: 192.168.70.94   remote: 192.168.3.33  
These two IPSec rules conflict and we should add check for it.
9. [BUG FIX] 050823946, 050819858, 050820885  
Symptom: The UPnP discovery mechanism cannot work normally.  
Condition:  
(1) Disable the UPnP function.  
(2) Reboot device.  
(3) Enable the UPnP function.  
(4) The XP network place cannot show the UPnP icon.
10. [BUG FIX] 050822912  
Symptom: Device crashes when doing VPN stress test.  
Condition:  
(1) Create several VPN tunnels and do stress test.  
(2) Device will crash and output the following message on console.  
- Prefetch abort exception  
Fault Status = 0xFFFFFFFF  
Fault Addr = 0xFFFFFFFF

**Modifications in V4.00(XD.0)b3| 08/17/2005**

1. [BUG FIX] 050727190  
Symptom: Spelling invalid in IDP eWC.  
Condition:  
(1) In eWC>IDP>Signature, click the "Switch to query view".  
(2) The wording of the type selection item "Trojan Hourse" is not right. The word "Hourse" should be "Horse".
2. [BUG FIX] 050721992  
Symptom: Inactivate Wireless without wireless card will cause device hang.  
Condition:  
(1) Insert wireless card, and enable wireless function.  
(2) After taking out B-100 card, upgrade firmware and disable wireless function.  
(3) Reboot the device, the device will hang and cannot finish the system booting.
3. [BUG FIX] 050715808  
Symptom: The wireless clients with 802.1x + dynamic WEP cannot ping each other.  
Condition:  
(1) Setup 802.1x+dynamic WEP environment.  
(2) We find that these wireless clients cannot ping each other after rebooting the device.
4. [ENHANCEMENT]  
Make AntiVirus LOG be consistent with IDP LOG in signature Release Date format.
5. [ENHANCEMENT]  
Change the strategy of the search by name to be case-insensitive in eWC->IDP->Signature->Query page.
6. [FEATURE CHANGE]  
Change the wording "WLAN ZONE" to be "WLAN" in the SMT menu 7.1.
7. [BUG FIX] 050727161

Symptom: Output idle timer should not be disabled.

Condition: In eWC->VPN->Global Setting page and SMT 24.8, we should not allow users to set output idle timer = 0.

8. [FEATURE CHANGE]

In SMT 24.1, Wording change: CARD -> WCRD.

9. [BUG FIX] 050728301, 050728302, 050728303

Symptom: Execute SMT 24.1->Press Command->"9-Reset Counters", device will crash.

Condition:

(1) Insert turbo card.

(2) Execute SMT 24.1->Press Command->"9-Reset Counters" many times, device will crash.

10. [ENHANCEMENT] 050708441, 050708442 and 050712620

(1) In eWC>AV/IDP>Update, avoid a blank web page be displayed.

(2) In eWC>WIRELESS CARD>Wireless Card, remove "Your device must have a wireless card installed..." if the wireless card is installed.

(3) In eWC>AV>General/IDP>General, remove "Your device must have a turbo card installed..." if the turbo card is installed.

11. [BUG FIX] 050616759, 050708438, 050712618

Symptom: System crashes sometimes while signature update or service license refresh.

Condition:

(1) Disconnect WAN interface when you update signature. Hence, the update will fail.

(2) Re-connect the device WAN interface to Internet.

(3) After the update fail, the device will crash sometimes.

12. [ENHANCEMENT] 050808225

Include "WLAN to WLAN" for FireWall hint message.

WAS :In eWC>FireWall>Default Rule page, update message is "Warning:When this box is checked, all LAN to LAN, WAN to WAN, DMZ to DMZ and packets will bypass the Firewall check."

IS : In eWC>FireWall>Default Rule page, change message to "Warning: When this box is checked, all LAN to LAN, WAN to WAN, DMZ to DMZ and WLAN to WLAN packets will bypass the Firewall check."

13. [ENHANCEMENT] 050808256

Message in signatue update needs to be update.

WAS :In eWC>IDP>signatue update>waiting page, update message is "This may take up a few seconds. Please wait..."

IS :In eWC>IDP>signatue update>waiting page, change message to "This may take up to minutes. Please wait..."

14. [ENHANCEMENT]

WAS: In eWC>REGISTRATION>Service page, when service is expired, the Expiration Day field and Registration Type is empty.

IS : In eWC>REGISTRATION>Service page, when service is expired, the Expiration Day field shows expired date, and Registration Type shows type of expired service.

15. [BUG FIX] 050803125

Symptom: Create two VPN rules which Remote Gateway IP are domain name,the second security gateway can't update automatically.

Condition: PC1 ---- ZW5\_1 (wan)----Internet ---- (wan) ZW5\_2 ---- PC2

(1) ZW5\_1 configuration:

- Set WAN Encapsulation = PPPoE mode.
- Set DDNS & active it.
- Create 2 IKE & 2 ipsec, both security gateway are IP address.

(2) ZW5\_2 configuration:

- Set WAN Encapsulation = Ethernet/ Static IP.
- Set DNS server= 168.95.1.1.
- Create 2 IKE & 2 ipsec, both security gateway are domain.
- eWC/ VPN/ Global Setting, Set " Gateway Domain Name

(3) Dial up 2 VPN tunnels.

(4) Drop ZW5\_1's PPPoE line then dial up again.

(5) After 2 minutes into ZW5\_2's menu 24.8, issue " ipsec ikeL" to check the security gateway IP --> The Second security gateway not update new IP .

16. [ENHANCEMENT]

Add a centralized LOG "Error: download signature file failed." for signature update fail due to not receive complete signature file. This situation most happens when the network connection is not stable so that device can not receive complete signature.

17. [BUG FIX]

Symptom: Mail can not be sent or received when device turn on Anti-Spam.

Condition:

(1) Device turn on Anti-Spam

(2) Generate a lot of mail sessions with a lot of mails from LAN side hosts at the same time.

(3) Mail can not be sent or received in the following conditions:

(3.1) If queued 20k mail can not be sent successfully after query succeed, then that mail will send fail.

(3.2) ACK packets generated by ZyWALL will cause the TCP connection between client and server abnormal.

(3.3) Re-transmit packets from mail client or server may be dropped by ZyWALL.

18. [ENHANCEMENT]

Improve Anti-Spam external database query timeout rate by adjusting internal system parameters.

19. [BUG FIX] 050814513

Symptom: System timer will be exhausted when using TfGen to send heavy traffic to LAN interface.

Condition:

(1) Enable AV/IDP feature.

(2) In LAN side PC, Use TfGen to generate heavy traffic to LAN interface. (Heavy traffic : 40000 kbps/sec up.)

(3) In SMT 24.8, type "sys updateServer signatureUpdate", the router will crash.

20. [BUG FIX]

Symptom: Device crashes in Bridge Mode when enable IDP and Content filter

Condition:

(1) Insert Turbo card and restart device to Bridge Mode.

(2) Download signature to device and restart.

- (3) In "eWC->IDP->General", enable IDP and activate all interface.
  - (4) In CI command, type
    - (4.1) idp tune load
    - (4.2) idp tune con l7Httpasm on
    - (4.3) idp tune save
  - (5) In "eWC->Content Filter->General", enable content filter.
  - (6) In "eWC->Content Filter->Customization", enable customization and add a forbidden web site "www.zyxel.com".
  - (7) Access <http://www.zyxel.com> from a LAN PC.
  - (8) Device crashes.
21. [FEATURE CHANGE]  
Change log behavior when mail session threshold is reached.  
WAS: Only generate log when action is DISCARD.  
IS: Generate log when action is FORWARD and DISCARD.

**Modifications in V4.00(XD.0)b2 | 07/25/2005**

- 1. [FEATURE CHANGE]  
WAS: After deleting the white/black rule via CLI, user needs to type the save command.  
IS: After deleting the white/black rule via CLI, user needn't to type the save command.
- 2. [BUG FIX] 050614631  
Symptom: IP overlapping check function in eWC->ADVANCED->NAT->Address Mapping sometimes will malfunction in some case in NAT address mapping.  
Condition:
  - (1) In eWC->ADVANCED->NAT->Address Mapping->Edit a rule.
  - (2) Select Type "Many-To-Many Overload", set "Local Start IP" as "0.0.0.0", "Local End IP" as "1.0.0.5" "Global Start IP" as "1.0.0.2", "Global End IP" as "6.0.0.8".
  - (3) Click "Apply", this rule will be saved, it should not.
- 3. [ENHANCEMENT] AS GUI wordings change  
In eWC>IDP>Signature>Signature Groups Table, refine "select all", "select partial" and "select none" icons in Active / Log / Alert fields.
- 4. [BUG FIX] 050624163  
Symptom: Host traffic can't pass through VPN tunnel with dial backup  
Condition: PC1-----ZW5 A-----Internet-----ZW5 B-----PC2 Dial backup
  - (1) ZW5A add one IKE and one Ipsec rules ,Enable Dial backup
  - (2) ZW5B add one IKE and one Ipsec rules
  - (3) Dial from ZW5 A, and make sure VPN tunnel build up
  - (4) PC1 ping PC2 and PC2 ping PC1 is successful
  - (5) Pull out ZW5A WAN line ,Dial backup will dial up ,Dail from ZW5 A, and make sure VPN tunnel is rebuild
  - (6) PC1 ping PC2 is successful, but PC2 ping PC1 is fail
- 5. [BUG FIX] 050628469  
Symptom: In bridge mode of the multiple-WAN devices, the LAN web site hits of eWC->LOGS->Reports on WAN2 have not any data.  
Condition:
  - (1) In Bridge mode, the WAN 1 is disconnected and WAN 2 is connected.
  - (2) Enable LOGS->Reports "Collect Statistics" and "Send Raw Traffic Statistics to

Syslog Server for Analysis".

(3) A LAN PC uses IE to connect to "www.google.com".

(4) Set "Statistics Report"->"Report type" is Web Site hits, and we cannot find any data.

6. [BUG FIX] 050701007

Symptom: After displaying the log by CI, you will see the logs related to Anti-spam are broken.

Condition:

(1) Enable Anti-Spam and send a Email(not spam mail) through the ZyWALL.

(2) Use CI->sys logs display to display the logs.

(3) You will see the logs related to Anti-spam are broken like "!"  
er1@192.168.70.20 Subject:EmailBomb".

7. [BUG FIX] 050705232

Symptom: In VPN rule name, when users key-in " ' ", GUI will corrupt.

Condition:

(1) In eWC>VPN>VPN Rules(IKE) Summary Table, click "+" to add a gateway policy.

(2) Fill in "Name" field with " ' ".

(3) Key in "Pre-Shared Key" with 12345678 and click "Apply".

(4) The GUI will refresh to VPN Rule(IKE) Summary Table page, but is abnormal.

8. [BUG FIX] 050628421

Symptom: Device will crash after testing dial backup a period time.

Condition:

(1) Set WAN 1 as PPTP and enable Dial backup and Set Allocated Budget=1 minute, period=1 hour.

(2) Ping 168.95.1.1 with DOS command from LAN site host successfully.

(3) Dial backup will hang up after 1 minute.

(4) Device will crash after pull out WAN and LAN and Dial Backup line for 10 mins.

9. [BUG FIX] 050707366

Symptom: Device cannot get DHCP IP after WAN IP is released.

Condition:

(1) Device WAN port connects to DHCP server (WAN get DHCP IP).

(2) Use SMT 24.4.2, "WAN DHCP Release" but not use "WAN DHCP Renewal".

(3) LAN side PC ping outside, device cannot renew DHCP automatically.

10. [BUG FIX]

Symptom: Content filter cannot add keyword.

Condition:

(1) Goto GUI->Content Filter->Customization page.

(2) Add Trusted website to its maximum number.

(3) Add Forbidden website to its maximum number.

(4) Keyword cannot be added any more.

11. [BUG FIX] 050707368, 050708419

Symptom: In the eWC->Firewall Rule Summary page, insert a new rule and click "Back" button of IE. Then insert rule again, Firewall will have a null record rule.

Condition:

(1) In eWC>Firewall>Rule Summary page, click "Insert" button, then click IE "Back"



button.

(2) Click "Insert" button again, and set one rule then "Apply".

(3) Rule Summary page have an additional null record rule.

12. [BUG FIX] 050708444, 050708443

Symptom: When IDP/AV service expired, the expiration day displayed incorrect format in eWC/AV/Update page.

Condition:

(1) Device IDP/AV service expired.

(2) The expiration day displayed incorrect format in eWC>IDP and AV>Update.

13. [ENHANCEMENT]

Change AV>Update error message.

WAS : In eWC>AV>Update, update message is "The signature search engine is not ready".

IS : In eWC>AV>Update, change message to "Can not find the signature , please update the signature!"

14. [BUG FIX] 050706310

Symptom: Hardware watchdog wake up and sometimes device hand up.

Condition:

(1) In SMT24.8, input "ip ping 168.95.1.1"

(2) Use Ctrl+C to break it.

(3) Repeat steps 1, 2 fast and you can see the watch dog wake up or device hang.

15. [ENHANCEMENT]

Add firewall predefined services: POP3S/IMAP/IMAPS

16. [BUG FIX] 050627328

Symptom: ZyWALL will log "SMTP successfully" when SMTP authentication fail.

Condition:

(1) In "eWC->LOGS->Log Settings", set "E-mail Log Settings".

(2) Enable "SMTP Authentication" and set wrong "Mail Sender".

(3) In "eWC->View Log", click "Email Log Now".

(4) There will have a log "SMTP successfully".

(5) Actually, the mail was not sent because SMTP server return a error code (454).

17. [BUG FIX] 050725067

Symptom: Fail in receiving the specific mail when the AV works Condition:

(1) Enable POP3 AV , Enable POP3 Assembly mode

(2) Run the POP3 Based-64 AV test with a lot of mail samples

(3) Some mails couldn't be received

18. [FEATURE CHANGE]

WAS: When Turbo card is not inserted, and accessing IDP at the moment, it shows "The turbo card is not ready , please insert the card and reboot! ".

IS: When Turbo card is not inserted, and accessing IDP at the moment, it shows "The turbo card is not ready. Please power down the appliance, insert the card and reboot!".

19. [FEATURE CHANGE]

WAS: Wording "WLAN" in the network status field in SMT menu 24.1 indicates the wireless card status. Wording "ZONE" indicates the WLANZONE channel status.

IS: "WLAN" -> "CARD, "ZONE" -> "WLAN". So that Wording "CARD" in the network status field in SMT menu 24.1 indicates the wireless card status. Wording

"WLAN" indicates the WLANZONE channel status.

20. [FEATURE CHANGE]

When the device sends registration information to MyZyXEL.com server, the router should send 3 digit country number.

21. [BUG FIX] 050713682

Symptom: The router should filter the country code when it is "0".

Condition:

(1) In SMT 24.8, type "sys myZyXelCom register 123456 123456 1234@1.2.3.4 0" (the country code is 0 which is invalid).

(2) It should not be accepted by the router.

22. [BUG FIX] 050712614

Symptom: In eWC>WIRELESS CARD>Wireless card page, the max length of "ESSID" field is too short.

Condition:

In eWC>WIRELESS CARD>Wireless card page, the max length of "ESSID" field is 30 characters, but user can key in 32 characters via SMT.

23. [BUG FIX] 050715784, 050715785, 050715786

Symptom: In eWC->UPnP page, after saving the related items by Firefox will cause device crash sometimes.

Condition:

(1) Open the Firefox browser and goto the eWC->UPnP page.

(2) Disable the UPnP function, and enable some items.

(3) Click the "Apply" button, the device will crash sometimes.

24. [ENHANCEMENT]

Add help pages.

25. [FEATURE CHANGE]

(1) Modify "Update Server" and "myZyXEL.com" logs.

(2) Pop-up new browser in IDP security policy links.

26. [ENHANCEMENT]

Add hyper link to pop up a new window to display certificate error reasons for certificate log message.

27. [ENHANCEMENT]

Unify eWC>Logs datetime format to ISO 8601 (YYYY-MM-DD hh:mm:ss)

28. [ENHANCEMENT]

Update G100/G110 AP F/W version from 1.0.4.3 to 1.2.8.0.

29. [ENHANCEMENT]

Add the Anti-Virus decompress option in eWC>Anti-Virus->General.

30. [BUG FIX] 050715809

Symptom: The device will reboot in bridge mode when setting wireless authentication as 802.1x.

31. [ENHANCEMENT]

In eWC>REGISTRATION>Registration page and eWC>HOME>wizard page, add username field format check for the myzyxel.com registration.

32. [ENHANCEMENT]

(1) Add the available free memory to the eWC->Home->memory

(2) GUI Memory bar will become red when the memory usage percentage is larger than

90%

33. [ENHANCEMENT]

- (1) Change signature version format from 001.001 to 1.001 in the eWC->IDP/AV->Update page
- (2) After signature updated, GUI shows "Get signature success". It should be "Get signature successfully."
- (3) We should provide users hidden CI commands for clearing signature files.  
These CI commands are "idp/av clearAllSig".
- (4) When the Turbo card is not inserted, in the console: "Current IDP Signatures: N/A" may confuse users. Change to phrase "Turbo card is not installed" when Turbo card is not installed.
- (5) The severity sorting function should perform according to the severity ,not the string case in the eWC->IDP->Signature/Query page
- (6) There should be one space after the SID in the IDP log. Was: IDP:10578,Windows Ping Is: IDP:10578, Windows Ping
- (7) In LOG "Update the signature file successfully", it should be modified as "Signature updat OK - New pattern version: V1.001 Release Date: 2005-06-24".
- (8) The "idp/av update display" should be consistent to the eWC->IDP->Update page

34. [BUG FIX] 050714719 ,050714720, 050714735

Symptom: If VPN policy enable NAT Traversal, VPN tunnel can't be built up.

Condition:

PC1(192.168.33.33)-----VPN1(192.168.1.33)--(L)DUT(W)(192.168.12.100)----(192.168.12.101)VPN2--(192.168.2.33)PC2

(1) Edit DUT web eWC/NAT/Port Forwarding, index1/Incoming Port(s)=500-500, index1/Server IP Address=192.168.1.33

(2) Edit VPN1 web eWC/VPN:

- IKE: NAT-T=Enable, Name=IKE1, Remote Gateway Address=192.168.12.101, Pre-Shared Key=12345678, Local ID Content=192.168.1.33, Peer ID Content=192.168.12.101

- IPSec: Active=Yes, Name=IPSec1, Gateway Policy=IKE1, Local Network Starting IP Address=192.168.33.33 Remote Network Starting IP Address=192.168.2.33

(3) Edit VPN2 web eWC/VPN:

- IKE: NAT-T=Enable, Name=IKE1, Remote Gateway Address=192.168.12.100, Pre-Shared Key=12345678, Local ID Content=192.168.12.101, Peer ID Content=192.168.1.33

- IPSec: Active=Yes, Name=IPSec1, Gateway Policy=IKE1, Local Network Starting IP Address=192.168.2.33, Remote Network Starting IP Address=192.168.33.33

(4) To dial up VPN policy, and it will fail.

35. [ENHANCEMENT]

- (1) In eWC>AV/IDP>General, add some warning messages if turbo card is not inserted but AV/IDP is activated. The behavior is similar with WLAN.
- (2) When Turbo card is not inserted, in eWC>IDP/AV>Update>Current IDP Signatures will display "Turbo card is not installed".
- (3) eWC> MAINTENANCE> Backup&Restore changes to eWC> MAINTENANCE> Backup & Restore.

36. [ENHANCEMENT]

Add centralized logs for signature updating events and errors.

37. [ENHANCEMENT]

Add a centralized log when WAN ping check fails.

38. [FEATURE CHANGE]

Change signature numbers displayed in "eWC->IDP->Signature" page.

39. [ENHANCEMENT]

Display IDP action in centralized log.

40. [BUG FIX] 050715787, 050715788, 050715789.

Symptom: In eWC "HOME" page, "System Time" display error.

Condition:

(1) Go to eWC>HOME Page.

(2) "System Time" display error, the field length is too short.

41. [BUG FIX] 050719921

Symptom: Mail can't be received via POP3.

Condition: Topology:

PC ----- ZyWALL ----- Mail Server

1. Enable Anti-Spam.

2. PC receives mails from Mail Server.

3. PC sometimes can't receive mail and mail client will timeout.

42. [ENHANCEMENT] 050708486, 050712606, 050719906, 050707395, 050712605

Add protection to avoid setting unsupported security in "eWC->Wireless Card" when inserted wireless card is B100. Note: B100 does not support WPA, WPA-PSK, 802.1x + Dynamic WEP.

43. [ENHANCEMENT] Wording

WAS: The device will now reboot. As there will be no indication of when the process is complete, please wait for one minute before attempting to access the router again

IS: The system will now reboot. As there will be no indication of when the process is complete, please wait for one minute before attempting to access the system again.

44. [FEATURE CHANGE] Update registration message

WAS:

(1) When user upgrade IDP/AV/AS services, the LOGS shows "service upgrade successfully" but users can not know which service is upgraded"

(2) When user activate trial service(s), the LOGS shows "trial service activation successfully" but users can not know which service is activated. IS:

(1) When user upgrade services, the LOGS will show

"Content Filter service upgrade successfully" or

"IDP/Anti-Virus service upgrade successfully" or

"Anti-Spam service upgrade successfully" depends on which service license key is used.

(2) When user activate trial service(s), the LOGS shows which trial service is activated.

Ex. "Content Filter, IDP/Anti-Virus trial service(s) activation successfully"

**Modifications in V4.00(XD.0)b1 | 07/01/2005**

1. [ENHANCEMENT]

Change the input format of trap destination in eWC->Remote Management->SNMP from text to IP format.

2. [ENHANCEMENT]

- Support small font size on ZyWALL GUI.
3. [ENHANCEMENT]  
Replace the Cerberian logo by Blue Coat in Content Filter blocked page.
  4. [ENHANCEMENT]  
Support Turbo Card (external IDP/AV signature search accelerator)
  5. [ENHANCEMENT]  
Add ARP probe for DHCP server.  
(1) Change probe type by CLI command "sys probeType [icmp | arp]".  
(2) Default type is "ICMP".  
(3) ARP probe only works when you use arp probe type and dhcp mode should be "Server".  
(4) This value will be saved in ROM.
  6. [FEATURE CHANGE]  
Add ALG configuration in navigation panel.
  7. [ENHANCEMENT]  
Re-layout ZyWALL navigation panel on GUI.
  8. [ENHANCEMENT]  
Add "Service Status" and "Expiration Date" in Content Filter GUI. The modified GUIs are:  
eWC>CONTENT FILTER>Categories
  9. [ENHANCEMENT]  
Add a sender email field in "E-mail Log Settings".
  10. [ENHANCEMENT]  
When the daylight saving is activated, there should be a "DST" string trailed behind the time in eWC.
  11. [ENHANCEMENT]  
WAS: DNS domain name is not case insensitive.  
IS: DNS domain name is case insensitive.
  12. [ENHANCEMENT]  
Firewall "Available Services" add some common services which are  
(1) Microsoft RDP (remote desktop protocol) - tcp:3389  
(2) VNC (virtual network computer) - tcp:5900  
(3) NTP - tcp/udp:123
  13. [ENHANCEMENT]  
Consolidate log "Under SYN flood attack, sent TCP RST"
  14. [ENHANCEMENT]  
(1) Users cannot enter characters into eWC>VPN>GATEWAY POLICY >EDIT>SA Life Time (Seconds)  
(2) User cannot enter characters in eWC>VPN>NETWORK POLICY >EDIT>Protocol  
(3) Users cannot enter characters into eWC>VPN>NETWORK POLICY >EDIT>SA Life Time (Seconds)
  15. [ENHANCEMENT]  
Add IDP, Anti-Virus and Anti-Spam features.
  16. [ENHANCEMENT]  
Add the SMTP server to the log entry.
  17. [ENHANCEMENT]

Add sequence number and SPI in log for ESP / AH packets.

18. [ENHANCEMENT]

DHCP log shows the hostname.

19. [ENHANCEMENT]

Add VPN over Bridge feature.

20. [ENHANCEMENT]

Add MyZyxel.Com and Registration features.

21. [ENHANCEMENT]

Add Firewall Custom Service enhancements.

Modifications are listed below:

- (1) Allow user to configure ICMP type and code in Firewall ACL.
- (2) Allow user to configure IP protocol in Firewall ACL.
- (3) Add "Any IP Protocol" in default service.(GUI only)
- (4) Replace "PING" with "Any ICMP" in default service. (GUI only)
- (5) Allow user to configure Firewall rule name.
- (6) Firewall (default/rule) action supports "permit", "drop" and "reject".
- (7) Centralized LOGS shows descriptions for matched ICMP packet instead of displaying type/code value only.

22. [ENHANCEMENT]

Enhance Firewall Custom Service

- (1) In eWC>Firewall>add new page "Service", it displays the summary of custom services and predefined services.
- (2) In eWC>Firewall>Service>Firewall Service Edit page, add two new options: IP protocol and ICMP.

23. [ENHANCEMENT]

On eWC>FIREWALL>Threshold, add a GUI option to enable/disable DoS Attack protection.

24. [ENHANCEMENT]

Each static route entry should have its own "Modify" and "Delete" icons.

25. [ENHANCEMENT]

Add dial backup support for CI command.

The following is the original SPR description.

Enhance SMT "sys rn accessblock 0" debug message.

- (1) CI "sys rn load 3"
- (2) CI "sys rn accessblock 0"
- (3) CI "sys rn save"
- (4) And SMT will occur message "[-6103] Bad entry number"

26. [ENHANCEMENT]

Enhance Firewall Edit GUI to make it more user-friendly.

Before: When users click Add/Modify/Delete button to configure an address or select a service from Available Service to Selected Service, the page will be submitted to the ZyWALL immediately to have a rule check and then refresh. It consumed too much time on editing a firewall rule for a user.

Now: When users click Add/Modify/Delete or select a service, the page will not be submitted to the ZyWALL immediately. The page will be submitted to the ZyWALL to have a rule check after users click "Apply" button. It reduces the refresh time and it

is more convenient for the users.

27. [ENHANCEMENT]

- (1) Enhance WLAN to be an independent interface so that traffic passes through WLAN can be handled by firewall.
- (2) WLAN can be bound to LAN or DMZ for user's chosen.
- (3) DHCP sever can be applied on LAN, DMZ and WLAN.

28. [ENHANCEMENT]

In order to solve ZW5 available memory is not enough for 4.00, allocate a share memory for signature download and firmware upload.

29. [ENHANCEMENT]

Add DDNS as My Address in VPN IKE rule. (GUI)

30. [ENHANCEMENT]

Add ping check switch for single WAN products.

CI command: sys rn pingcheck [0:disable|1:enable]

Note: This will not be saved in romfile.

**Modifications in V3.64(XD.3) | 06/21/2005**

Modify for formal release.

**Modifications in V3.64(XD.3)b1 | 06/16/2005**

1. [BUG FIX]

Symptom: Router crash.

Condition:

- (1) Use router for a long time.
- (2) Sometimes Router will crash and the console shows  
"Common TOS: Free queue session number > max session number..  
\\tos.c:960 sysreset()".

2. [ENHANCEMENT] 050418857

DNS domain name should be case insensitive.

3. [BUG FIX]

Symptom: IPSec check rule conflict on IP 0.0.0.0 is incorrect.

Condition:

1. Restore default romfile.
2. Configure the two IPSec rules shown as follow:  
Rule A: local:0.0.0.0                remote:192.168.3.33  
Rule B: local:192.168.70.94       remote:192.168.3.33  
these two IPSec rules conflict and we should add check for it.

4. [BUG FIX] 050526694

Symptom: IPSec input idle timer does not work correctly.

Condition:

Topology:

PC1-ZWA--Intranet--ZWB-PC2

Add normal VPN rule in both side.

- (1) In ZWB, set "Input Idle Timeout" as "30" seconds.
- (2) Dial the tunnel up, there is no traffic in the tunnel.
- (3) In ZWB, SMT 24.8, type "ipsec sho sa", the "input idle count" in "INBOUND"

will be decreasing, it works correctly.

- (4) Now, In PC1, ping PC2 from PC1 with one packet then stop the traffic in the tunnel.
- (5) In ZWB, SMT 24.8, type "ipsec sho sa", the "input idle count" in "INBOUND" stay unchanged.
- (6) The input idle timeout mechanism will not work anymore.

5. [BUG FIX]

Symptom: Output idle timer doesn't work correctly.

Condition:

PC1--(L)ZW5(W)--Intranet--(W)Router(L)--PC2

- (1) ZW5 and Router had established VPN tunnel.
- (2) Output idle timer=120 secs, input idle timer=30 secs.
- (3) Unplug the WAN link of Router, make a ICMP echo request to PC2 from PC1.
- (4) ZW5 doesn't send out "are u there" packets to peer gateway after 120 seconds.

6. [BUG FIX] 050613568

Symptom: There is no conflict check between VPN dynamic rule and static rule on local ip address.

Condition:

1. Goto CUI VPN page, add one dynamic IKE rule and static IKE rule.
2. Add one policy with local ip set as 192.168.1.0/24 into dynamic rule.
3. Add one policy with local ip set as 192.168.1.1/32 into static rule.
4. The static rule's policy can be saved without conflict error.

7. [BUG FIX] 050615688

Symptom: The Log Consolidation Period can not configure properly.

Condition:

1. Goto eWC->LOGS->Log Settings page, input the value, 300, into "Log Consolidation Period" field, then apply the setting.
2. Refresh the Log Settings page, the value in "Log Consolidation Period" field show as 44.

**Modifications in V3.64(XD.2) | 06/10/2005**

Modify for formal release.

**Modifications in V 3.64(XD.2)b3 | 05/31/2005**

1. [BUG FIX] 050527748

Symptom: DNS of Dial backup had some problem if WAN's Encapsulation = PPTP mode.

Condition:

1. Restore default Rom.
2. WAN is configured as PPTP, and WAN is connected.
3. Configure Dial backup.
4. Unplug the WAN, and WAN is disconnected, and Dial backup is connected.
5. eWC/DNS/System, DNS server keep old DNS IP (Assigned from PPTP server) .

**Modifications in V 3.64(XD.2)b2 | 05/25/2005**



1. [BUG FIX] 050414592

Symptom: Dynamic rule with more than two initiators has problem.

Condition:

1. ZyWALL 5 as responder has one dynamic rule and use XAUTH.
2. Two initiators (two devices or two vpn clients..).
3. Dial one of them, the packets can be transmitted through the tunnel correctly.
4. Dial the second, only one of them can work correctly.

2. [BUG FIX]

Symptom: Trigger dial fail in dial backup.

Condition:

1. Restore default rom file.
2. Setup dial backup account and phone number, make sure it can work.
3. Put a PC in router's LAN and ping 168.95.1.1 continually.
4. Unplug modem's phone line and wait for 5 mins.
5. Plug it and router will not dial from modem automatically.

3. [BUG FIX]

Symptom: Dial back-up does not support FULL-FEATURE NAT.

Condition:

1. Enter SMT menu 11.3 for "dial backup" remote node
2. Go to "Edit IP" and change NAT selection to FULL Feature. (will see the NAT Lookup Set= 3)
3. Go to SMT menu 15.1 and found there is no NAT\_SET 3.

4. [BUG FIX] 050502014

Symptom: VPN tunnel can't be up with dynamic rule.

Condition:

Initiator: One IKE with one policy. And in policy, local ID type = Subnet. Dest ID type = Subnet.

Responder: One dynamic IKE with two policies:

- (1) Policy 1: Encryption is wrong. Local ID type = Subnet. Local starting IP Address is wrong.
- (2) Policy 2: All settings are correct.

5. [BUG FIX] 050502014

Symptom: Modification to existing WANtoWAN rule (with IKE and BOOTP) can not work

Condition:

In the example, use SSH

- 1) Change SSH port to 2222 in Remote MGMT.
- 2) Go to WAN to WAN / ZyWALL and create a custom service, TCP/UP 2222.
- 3) Add the rule in the default rule that has IKE and Bootp.
- 4) Try to connect with Putty or other preferred SSH client. It doesn't work
- 5) Now add the standard SSH (or any other predefined TCP rule) service to the same firewall rule. It works.

6. [BUG FIX] 050311653

Symptom: DNS cannot work after switching WAN and Dial backup.

Condition:

1. Restore default romfile.

2. WAN is configured as PPTP, and nail-up, and WAN is connected.
3. Configure Dial backup, and is always-on.
4. Unplug the WAN, and WAN is disconnected, and Dial backup is connected.
5. Plug in the WAN line again, and PPTP is connected, get an IP.
6. Go to eWC->DNS->DHCP page, DNS from ISP is none; if PC DNS is ZyWALL, it cannot browse to the internet.
7. [BUG FIX] 050502038  
Symptom: Daylight Saving problem: Current Time is faster 2 hours than Taiwan during daylight saving.  
Condition:
  1. Restore default romfile.
  2. Go to eWC->Maintenance->TimeAndDate.  
and the problem happened only when
  3. Apply the "Time Zone" = "(GMT+08:00)", activate "Enable Daylight Saving" and set the date range include the current time.
  4. Click the "Apply" button and the page will be refreshed.
  5. The current time is faster 2 hours than Taiwan, it should be faster 1 hour only.
8. [BUG FIX]  
Symptom: Router crash.  
Condition:
  - (1) Turn on firewall.
  - (2) Sometimes router will crash when suffer attack.
9. [BUG FIX]  
Symptom: Dial backup will be triggered abnormally.  
Condition:
  - (1) Configure a Dial Backup.
  - (2) Close ping check flag by "sys rn pingcheck 0".
  - (3) WAN is ethernet, gets an IP, and cannot access Gateway.
  - (4) Dial backup will be triggered, it is not right.
10. [BUG FIX]  
Symptom: Dial backup will be triggered abnormally.  
Condition:
  - (1) Configure a Dial Backup.
  - (2) WAN is ethernet.
  - (3) Reset the router, Wan gets an IP but dial back-up still will be triggered.
11. [FEATURE CHANGE]  
When edit a firewall rule, the source IP and destination IP rule numbers are limited to 20.
12. [FEATURE CHANGE]  
At the beginning of router restart, the pingcheck is disabled.

**Modifications in V 3.64(XD.2)b1 | 05/18/2005**

1. [BUG FIX] 050414592  
Symptom: Dynamic rule with more than two initiators has problem.  
Condition:

1. ZyWALL 5 as responder has one dynamic rule and use XAUTH.
  2. Two initiators (two devices or two vpn clients..).
  3. Dial one of them, the packets can be transmitted through the tunnel correctly.
  4. Dial the second, only one of them can work correctly.
2. [BUG FIX]  
Symptom: Trigger dial fail in dial backup.  
Condition:
1. Restore default rom file.
  2. Setup dial backup account and phone number, make sure it can work.
  3. Put a PC in router's LAN and ping 168.95.1.1 continually.
  4. Unplug modem's phone line and wait for 5 mins.
  5. Plug it and router will not dial from modem automatically.
3. [BUG FIX]  
Symptom: Dial back-up does not support FULL-FEATURE NAT.  
Condition:
1. Enter SMT menu 11.3 for "dial backup" remote node
  2. Go to "Edit IP" and change NAT selection to FULL Feature. (will see the NAT Lookup Set= 3)
  3. Go to SMT menu 15.1 and found there is no NAT\_SET 3.
4. [BUG FIX] 050502014  
Symptom: VPN tunnel can't be up with dynamic rule.  
Condition:
- Initiator: One IKE with one policy. And in policy, local ID type = Subnet. Dest ID type = Subnet.
- Responder: One dynamic IKE with two policies:
- (1) Policy 1: Encryption is wrong. Local ID type = Subnet. Local starting IP Address is wrong.
  - (2) Policy 2: All settings are correct.
5. [BUG FIX] 050502014  
Symptom: Modification to existing WANtoWAN rule (with IKE and BOOTP) can not work  
Condition:
- In the example, use SSH
- 1) Change SSH port to 2222 in Remote MGMT.
  - 2) Go to WAN to WAN / ZyWALL and create a custom service, TCP/UP 2222.
  - 3) Add the rule in the default rule that has IKE and Bootp.
  - 4) Try to connect with Putty or other preferred SSH client. It doesn't work
  - 5) Now add the standard SSH (or any other predefined TCP rule) service to the same firewall rule. It works.
6. [BUG FIX] 050311653  
Symptom: DNS cannot work after switching WAN and Dial backup.  
Condition:
1. Restore default romfile.
  2. WAN is configured as PPTP, and nail-up, and WAN is connected.
  3. Configure Dial backup, and is always-on.
  4. Unplug the WAN, and WAN is disconnected, and Dial backup is connected.

5. Plug in the WAN line again, and PPTP is connected, get an IP.
6. Go to eWC->DNS->DHCP page, DNS from ISP is none; if PC DNS is ZyWALL, it cannot browse to the internet.
7. [BUG FIX] 050502038  
Symptom: Daylight Saving problem: Current Time is faster 2 hours than Taiwan during daylight saving.  
Condition:
  1. Restore default romfile.
  2. Go to eWC->Maintenance->TimeAndDate.  
and the problem happened only when
  3. Apply the "Time Zone" = "(GMT+08:00)", activate "Enable Daylight Saving" and set the date range include the current time.
  4. Click the "Apply" button and the page will be refreshed.
  5. The current time is faster 2 hours than Taiwan, it should be faster 1 hour only.
8. [BUG FIX]  
Symptom: Router crash.  
Condition:
  - (1) Turn on firewall.
  - (2) Sometimes router will crash when suffer attack.
9. [FEATURE CHANGE]  
When edit a firewall rule, the source IP and destination IP rule numbers are limited to 20.
10. [FEATURE CHANGE]  
At the beginning of router restart, the pingcheck is disabled.

**Modifications in V3.64(XD.1) | 05/03/2005**

Modify for formal release.

**Modifications in V 3.64(XD.1)b2 | 04/27/2005**

1. [BUG FIX] 050201039  
Symptom: "Gateway Domain Name Update Timer" in eWC --> VPN --> Global Setting didn't work.  
Condition:
  - (1) Set one IKE rule which secured gateway address is domain name.
  - (2) Set "Gateway Domain Name Update Timer" to 15 minutes and apply.
  - (3) System will not update secured gateway domain name according to the setting unless system reboot.
2. [BUG FIX]  
Symptom: LAN & WAN deatched when receive UDP packets which comes from TfGen.  
Condition:
  - (1) Restore default rom file.
  - (2) In WAN side, place a PC and open TfGen tool to send packets to router's WAN.
  - (3) The TfGen's setting in my PC is: Utilization: 4kbps, Destion: "DUT's WAN IP", Port: 500.

- (4) After a period time, DUT's LAN & WAN both deathed that all traffic can't go out.
3. [BUG FIX] 050203206  
Symptom: In bridge mode, after device synchronized the defined NTP server, the result displayed failed.  
Condition:  
(1) PC(192.168.1.33) --- DUT(192.168.1.254) --- NAT(192.168.12.106) --- Internet.  
(2) In eWC/Maintenance/Time and Date, get from Time Server: Time Protocol=NTP (RFC 1305), Time Server Address= a.ntp.alphazed.net, then clicked "Synchronize Now" button.  
(3) The result displayed failed. ("System Time and Date Synchronization Fail")  
(4) However, a successful log showed in eWC/LOGS.  
(5) Actually, the device was successful to synchronize the defined NTP server.

**Modifications in V 3.64(XD.1)b1 | 04/22/2005**

1. [ENHANCEMENT]  
Enlarge content filter web site, forbidden key word and trusted website size to 100.
2. [ENHANCEMENT]  
Add sequence number and SPI in log for ESP / AH packets
3. [ENHANCEMENT]  
Change DNS Address Record size from 8 to 30
4. [ENHANCEMENT] 050419889  
Add IP information for my IP address and Secure Gateway address. In CI command, "ipsec ikeDisp #" will show IKE rule configuration. When my IP address or secure gateway address is domain name, the resolved IP will show after domain name.
5. [BUG FIX] 050128770  
Symptom: When users remotely manage the ZyWALL via a PPTP connection, a strange firewall session (between PPTP server and PPTP client) timeout log may be observed.  
Condition:  
(1) Configure the ZyWALL's WAN port to use PPTP encapsulation.  
(2) Remotely login eWC (http/https) via the PPTP connection.  
(3) After a few minutes, check the centralized logs or syslogs, you will observe a sequence of firewall logs of http/https session timeout.
6. [BUG FIX] 040507153  
Symptom: Telnet function takes too much time.  
Condition:  
(1) Type the CI command "ip telnet host\_A".  
(2) When telnet from router to non-exist server host\_A, it always takes about 40 seconds or more to connect. And users cannot interrupt the router and can do nothing.
7. [BUG FIX] 050420986  
Symptom: P2000W and P2000W can not talk to each other in P2P mode.  
Condition:  
(1) Topology:  
P2000W----DUT---Internat---DUT---P2000W

- (2) P2000W and P2000W can not talk to each other in P2P mode.
8. [BUG FIX] 050217478  
Symptom: Netbios packet cannot pass through VPN tunnel .  
Condition:  
(1) Configure a VPN tunnel as follows:  
1.1 local subnet mask is 192.168.1.1/255.255.0.0.  
1.2 remote subnet mask is 192.169.1.1/255.255.0.0.  
1.3 Enable "Netbois pass through" in local and remote gateway.  
1.4 PC A(Local)-----ZyWALLA-----ZyWALLB---PC B(Remote)192.168.1.1/24  
192.169.1.1/24  
(2) Establish the VPN tunnel.  
(3) In PC A, Search PC B's computer name.  
(4) PC A will send a broadcast packet to search PC B.  
(5) ZyWALL A will change destination IP address from 192.168.255.255 to 192.169.255.255 and send to ZyWALL B after encryption. Horever, ZyWALL A should adjust the UDP checksum but it didn't.  
(6) PCB will drop the received broadcast UDP pcket from PC A due to error UDP checksum.
9. [BUG FIX] 050214274  
Symptom: VPN My IP Addr will resolving fail  
Condition:  
(1) Add a VPN rule and My IP Address and Remote Gateway Address are domain type.  
(2) Click Dial button, it will fail to build tunnel first time (second time is ok)  
(3) Check log will display "Cannot resolve My IP Addr for rule xxx"
10. [BUG FIX] 050304284  
Symptom: There is no log for replay packets  
Condition:  
(1) Enable "Anti-Replay" function.  
(2) Sniffer an ESP packet and replay it.  
(3) This ESP packet will be dropped by there is no log.  
(4) There should be log to show this action.
11. [BUG FIX] 050316859  
Symptom: ZyWALL (3.64) crashes while remote VPN software (ZyWALL VPN Client) make a VPN connection  
Condition:  
(1) ZyWALL start negotiating with remote VPN software.  
(2) The remote VPN software sends too long VID size.  
(3)device will crash.
12. [BUG FIX] 050221575  
Symptom: Max. Concurrent Sessions Per Host problem.  
Condition:  
(1) In eWC->NAT , change Max. Concurrent Sessions Per Host to 300  
(2) Use ipscan tool to make session  
(3) Log show "192.168.1.33 exceeds the max. number of session per host! " when exceeds the max. number of session per host, but Max. Concurrent Sessions Per

Host (Historical high since last startup: 286), it's not reach 300.

13. [BUG FIX] 050407161

Symptom: PC cannot ping remote secure gateway's LAN IP via VPN tunnel

Condition:

PC A (1.33) – (1.1)ZW5 --- LAB ---- ZW70 (2.1) ----(2.33) PC B

(1) Add a VPN rule(ZW5), and in IPsec rule Local Network select Subnet Address, Starting IP is 192.168.1.0 / 255.255.255.0. Remote Network select Subnet Address Starting IP is 192.168.2.0 / 255.255.255.0.

(2) ZW70 had opposite setting.

(3) Build up this tunnel, PC A can ping PC B, but PC A can't ping 192.168.2.1(ZW70 gateway LAN IP)

14. [BUG FIX] 050302166

Symptom: Remote gateway Address can't configure as domain type when ipsec Nail-Up option is on.

Condition:

(1) Add a VPN rule(Static rule) with Remote gateway Address set as domain type.

(2) In Ipsec rule, enable Nail-Up option.

(3) Return to IKE rule page, change some fields and click Apply. The Status will show "This ipsec rule bounds to dynamic IKE rule. Please inactive nail up." and it can't be saved.

15. [BUG FIX] 050309435

Symptom: Router crash when receive UDP packets which comes from TfGen.

Condition:

(1) Restore default rom file.

(2) In WAN side, place a PC and open TfGen tool to send packets to router's WAN.

(3) The TfGen's setting in my PC is: Utilization: 4kbps, Destion: 192.168.70.34, Port: 500.

16. [BUG FIX] 050214258

Symptom: DNS inverse query causes system crash.

Condition:

(1) Set A PC on the device LAN site.

(2) The DNS server of the PC sets to the device.

(3) The PC sends DNS inverse query continually, the device will crash sometimes.

17. [BUG FIX] 050204235

Symptom: Responder receive duplicate package when VPN tunnel established

Condition:

(1) At Initiator edit one VPN rule and Extended Authentication=enable=client mode

(2) At responder edit one VPN rule and Extended Authentication=enable=server mode

(3) when VPN tunnel established ,Responder log show "Rule[IKE1] receives duplicate packet"

18. [BUG FIX] 050412413

Symptom: There is no "Ping of Dead" log message when performing "Consolidate every 10 seconds ( Attack: ping of death ) "

Condition:

(1) Dos command "ping 192.168.1.1 -l 2000"

- (2) User can not see "ping of death" consolidation log on eWC/LOGS page  
(3) Bridge mode only.
19. [BUG FIX] 050303203  
Symptom: DNS inverse query causes memory leak.  
Condition:  
(1) Set A PC on the ZyWALL LAN site.  
(2) The DNS server of the PC sets to the ZyWALL.  
(3) The PC sends DNS inverse query continually (ex: 140.113.23.1), the system will generate memory leak.
20. [BUG FIX] 050201041  
Symptom: "Gateway Domain Name Update Timer" in eWC --> VPN --> Global Setting didn't work.  
Condition:  
(1) Set one IKE rule which secured gateway address is domain name.  
(2) Set "Gateway Domain Name Update Timer" to 15 minutes and apply.  
(3) System will not update secured gateway domain name according to the setting unless system reboot.
21. [BUG FIX] 050415693  
Symptom: Resolving a domain name which start with number (for example 4youcard.com) will fail.  
Condition: CI command "ip ping 4youcard.com" and it will fail.
22. [BUG FIX] 050406055  
Symptom: ZyWALL VPN traffic will lose from time to time  
Condition:  
(1) To create tunnel from zw5 to peer.  
(2) To ping the LAN PC of peer VPN gateway from the LAN PC of zw5 via the tunnel.  
(3) About 1 min, it will re-key again.  
(4) The tunnel loses packet.
23. [BUG FIX] 041201001  
Symptom: Router will crash when receive an unrecognizable DNS response  
Condition:  
Environment:  
PC(192.168.1.33)------(192.168.1.1)ZW5---Internet  
(1) Set ZW5's system DNS server as "164.67.128.1"  
(2) From PC, send a DNS query to ZW5. The DNS format is as following:  
cf 07 01 00 00 01 00 00 00 00 00 04 75 63 6c  
61 03 65 64 75 00 00 ff 00 01  
(3) ZW5 will relay the DNS query to "164.67.128.1".  
(4) ZW5 will crash after receive DNS response from "164.67.128.1"
24. [BUG FIX] 050311685  
Symptom: Firewall WAN to DMZ Reject can't work.  
Condition: PC A ---- (W)ZW5 (DMZ) 10.1.1.1 --- 10.1.1.100 ZW10W  
(1) In eWC Firewall Default Action WAN to DMZ select Reject. And enable Log  
(2) One ZW10W connect to ZW5 DMZ port and IP is 10.1.1.100  
(3) Add default server 10.1.1.100.  
(4) PC A also can ftp to DMZ ZW10W.



- (5) Check Picture [ZW5]Firewall W2D item 3->1
25. [BUG FIX] 050420986  
Symptom: External content filter cannot work.  
Condition  
(1) Enable external content filter.  
(2) Use external content filter for a long time.  
(3) System cannot create socket anymore and external content filter cannot work.  
(4) Use CI command "ip ping 168.95.1.1", there will be a message "Can't create socket' in console.  
(5) You can see there are many used sockets via CI command "sys socket".
26. [BUG FIX] 050201045  
Symptom: For firewall ACL schedule, if two rules have the same policies except "schedule", only the first rule will work.  
Condition:  
1. Set two firewall rules have same policies except schedule.  
2. Only the first rule will work.
27. [BUG FIX] 050301081  
Symptom: Subclass(FTP service) can not borrow all rest of parent bandwidth in priority-base.  
Condition:  
1.Root bandwidth is 1000kbps  
2.Add a FTP service subclass which bandwidth is 100kbps and can borrow from parent.  
3.Add a Custom service subclass which bandwidth is 100kbps and can borrow from parent  
4.Execute FTP , but FTP service bandwidth can not borrow all rest of parent bandwidth  
5.Send lots of UDP packet , but Custom service bandwidth can not borrow all rest of parent bandwidth. Sometimes all traffic can not pass through DUT.
28. [BUG FIX] 050128718  
Symptom: The VT6105 Ethernet port may fail to receive any packet.  
Condition:  
1. Connect ZyWALL5's LAN port (using VT6105 Ethernet chip) to an SMC hub and operate it in 100M/HALF mode.  
2. Generate heavy traffic to go through the ZyWALL 5's LAN port.  
3. After an indefinite period of time, the ZyWALL 5's LAN port may fail to receive any packet. When this hang condition happens, the console will show "enet0 stop NIC Rx never completed!"
29. [BUG FIX]  
Symptom: DDNS failed to update when PPPoE redial.  
Condition:  
1. Configure the DDNS host and enable it.  
2. Configure WAN as PPPoE mode and idle timeout, and connected OK.  
3. When the connection is doown, and connected again, IP is change, it failed to update DDNS server.

**Modifications in V3.64(XD.0) | 03/04/2005**

Modify for formal release.

**Modifications in V3.64(XD.0)b4 | 02/23/2005**

1. [BUG FIX]  
Symptom: In PPPoE/PPTP mode, BWM can not classify the traffic of FTP, H323, SIP.
2. [BUG FIX]  
Symptom: Bandwidth Management, Priority based, FTP transfer speed slow down until to disconnect .  
Condition:
  - (1) Edit web eWC/BW MGMT , WAN/Active=enable, WAN1/Speed (kbps)=1000, Scheduler=Priority-Based
  - (2) Edit web eWC/BW MGMT/Class Setup, Interface=WAN1, Add Sub-Class, Class Name=FTP, Bandwidth Budget=200, Priority=3, Borrow bandwidth from parent class=enable , Enable Bandwidth Filter=enable, Service=FTP, Destination IP Address =192.168.10.0, Destination Subnet Mask=255.255.255.0
  - (3) FTP upload file from LAN to WAN
3. [BUG FIX]  
Symptom: Custom traffic will send over 100 kbps in bridge mode.  
Condition:
  - (1) In bridge mode, set WAN as 1000 kbps with fairness mode.
  - (2) Create a custom class, budget=50, priority=2, no borrow.
  - (3) Create a ftp class, budget=200, priority=3, no borrow.
  - (4) Use tfgen to generate UDP traffic to match custom class.
  - (5) Use ftp to generate TCP traffic to match ftp class.
  - (6) In GUI statistics page, custom class will be over 100 kbps.
4. [BUG FIX]  
Symptom: VPN XAuth rule swap fail  
Condition:  
DUT1:
  - (1) Edit web eWC/VPN, add gateway policy, Name=IKE1, Remote Gateway Address=192.168.11.101, Pre-Shared Key=12345678, Enable Extended Authentication=enable, Client Mode/User Name=dut1, Client Mode/Password=dut1
  - (2) Edit web eWC/VPN, add network policy for IKE1, Active=enable, Name=IPSec1, Local Network/Starting IP Address=192.168.1.33, Remote Network/Starting IP Address=192.168.2.33  
DUT2:
  - (1) Edit web eWC/AUTH SERVER/Local User Database, index1/Active=enable
  - (2) Edit web eWC/VPN, add gateway policy, Name=IKE1, Remote Gateway Address=192.168.12.100, Pre-Shared Key=12345678
  - (3) Edit web eWC/VPN, add gateway policy, Name=IKE2, Remote Gateway

- Address=0.0.0.0, Pre-Shared Key=12345678, Enable Extended Authentication=enable, Client Mode/User Name=dut1, Client Mode/Password=dut1
- (4) Edit web eWC/VPN , add gateway policy, Name=IKE3, Remote Gateway Address=0.0.0.0, Pre-Shared Key=12345678, Enable Extended Authentication=enable, Server Mode=enable
  - (5) Edit web eWC/VPN, add network policy for IKE1, Active=enable, Name=IPSec1, Local Network/Starting IP Address=192.168.2.43, Remote Network/Starting IP Address=192.168.1.33
  - (6) Edit web eWC/VPN , add network policy for IKE2, Active=enable, Name=IPSec2, Local Network/Starting IP Address=192.168.2.53
  - (7) Edit web eWC/VPN , add network policy for IKE3, Active=enable, Name=IPSec3, Local Network/Starting IP Address=192.168.2.33
5. [BUG FIX]  
Symptom: In eWC->Wireless, When select WPA or WPA PSK, the Authentication Databases field always says: Local User first then RADIUS.  
Condition: Go to eWC>WLAN>Wireless, when select WPA or WPA PSK, the Authentication Databases field always says: "Local User first then RADIUS". But it shouldn't.
- (1) When selecting "WPA", we should show "Authentication Database = RADIUS" instead of "Authentication Databases Local User first then RADIUS"
  - (2) When selecting "WPA+PSK", "Authentication Databases" should be hidden.

### **Modifications in V3.64(XD.0)b3 | 02/03/2005**

1. [BUG FIX]  
Symptom: OpenPhone H.323 traffic will be blocked by Firewall if connection is initiated from WAN side to LAN side.  
Condition:  
PC1(OpenPhone)------(LAN) ZyWALL (WAN) ----- PC2(OpenPhone)  
192.168.1.33  
  - (1) Enable Firewall, setup a WAN2LAN firewall rule for H.323 service
  - (2) Enable NAT port forwarding for port 1720(H.323) to PC 192.168.1.33
  - (3) Enable H.323 ALG by "ip alg enable ALG\_H323"
  - (4) PC1 and PC2 use OpenPhone, PC2 call PC1.
  - (5) OpenPhone application traffic will be blocked by Firewall, you will see a lot of Firewall blocked log in Centralized LOG.
2. [BUG FIX]  
Symptom: DPD vendor ID is not correct.  
Condition: VID value of DPD is not compatible with RFC3706.
3. [FEATURE CHANGE]  
WAS: The second datagram will use the last 8 octets of the first datagram as IV. This may cause IV "predictable".  
IS: All datagrams will use random IV to make IV unpredictable.

**Modifications in V3.64(XD.0)b2 | 01/31/2005**

1. [BUG FIX]  
Symptom: The name of Domain name does not check properly in SMT 1.  
Condition:  
  - (1) In SMT 1->Edit Dynamic DNS->Edit Host, fill the record 1's "domain name" with "xxx.dyndns.org". and record 2's "domain name" with "xxx.dyndns.org". (the domain name of record 2 contains a space at the end)
  - (2) The domain should not contain space, we should have a filter to check this.
  - (3) Set record 1's "Update policy" with "Use WAN IP Addrsss" and record 2's "Update policy" with "Let DDNS Server Auto Detect".
  - (4) After the DDNS process updating, the domain name "xxx.dyndns.org" will be resolved by the policy "Let DDNS Server Auto Detect" not "Use WAN IP Addrsss". (the first DDNS query result was overwritten by the second executed, "xxx.dyndns.org" is the first, "xxx.dyndns.org " is the second)
2. [ENHANCEMENT] On eWC>BW MGMT>Class Setup, add a popup warning message "Delete Class : class name ?" before user delete a Class.
3. [ENHANCEMENT] Add a active checkbox for ipsec rule on VPN wizard.
4. [BUG FIX]  
Symptom: The wording of Dial Backup in SMT is not consistent with GUI.  
Condition:  
  - (1) In "eWC->WAN->Dial Backup", one of the wordings in "Budget" is "Always On".
  - (2) In SMT, the wording is "Nailed-Up Connection".
5. [BUG FIX]  
Symptom: While performing "Chariot 128 application 48 hours stress testing", ZyWALL crashed several .  
Condition: Chariot Server<-----DUT----->Chariot end point  
  - (1) DUT reset default romfile, and only configured WAN and LAN IP address.
  - (2) Traffic direction: Server to end point.
  - (3) Execute Chariot (automation.exe) after load stress file (stress-all.txt)
  - (4) After a while, DUT crashed
6. [BUG FIX]  
Symptom: The traffic redirect should have higher priority than dial backup.  
Condition:  
  - (1) In eWC>WAN>Route, set Traffic Redirect priority smaller than Dial Backup, then click Apply.
  - (2) It can be saved.
7. [BUG FIX]  
Symptom: Enter special url will cause device crash.  
Condition: Form LAN site, enter  
`http://192.168.1.1/Forms/rpAuth_1?ZyXEL%20ZyWALL%20Series<script>top.location.pathname=%20""</script>` on browser, the device will crash.
8. [BUG FIX]  
Symptom: The CI command "ip nat service irc" may display strange Enable state.

Condition:

- (1) Execute "ip nat service irc he\_is\_good".
- (2) Execute "ip nat service irc 0".
- (3) Execute "ip nat service irc he\_is\_bad".

After Step 3, you will see that a strange Enable state, e.g., "IRC enable = 12".

9. [BUG FIX]

Symptom: The eWC>Firewall>Rule Summary>EDIT RULE page might be corrupted.

Condition:

- (1) Go to eWC>Firewall>Rule Summary.
- (2) Add or Edit a firewall rule.
- (3) Try to delete a Source Address (or Destination Address) without first selecting an address.
- (4) Or try to delete a Service without first selecting a service.
- (5) With 3 or 4, you will see an error message on the status bar.
- (6) Click on any button of this page, and then you will see that the values of some fields on this page are lost. Also you won't be able to escape this page by clicking on the Cancel button.

10. [ENHANCEMENT] Add SIP protocol in service list in firewall rule edit page.

11. [BUG FIX]

Symptom: In SMT 15.1 address mapping rule error message not correct.

Condition:

- (1) In SMT 15.1, configure NAT address mapping many to many overloads(or many one to one).
- (2) Configure local address from 0.0.0.0 to 255.255.255.255.
- (3) Configure global address from 0.0.0.0 to 255.255.255.255.
- (4) Save the configuration =>error message show "The end IP address must be great than the start IP address " not correct.

12 [BUG FIX]

Symptom: Configure WAN page, and WAN priority will become 1.

Condition:

- (1) In "eWC->WAN->General", set WAN1 priority to 5.
- (2) In "eWC->WAN->WAN"., set encapsulation type to PPTP or PPPoE.
- (3) Go to "eWC->WAN->General", WAN's priority will become 1.

13 [ENHANCEMENT] Give a warning message when user configure FTP/SIP/H.323 filter on BWM but FTP/SIP/H.323 alg is not enabled.

GUI : Save the filter and show the warning message. Warning: This is a SIP(FTP, H.323) filter, you have to enable SIP(FTP, H.323) ALG by CI command "ip alg enable".

CI command : After running "bm config save", the router will save the configuration and check all filters in all interface. Then show a list of filters which are conflicted.

14 [ENHANCEMENT] NAT address mapping need prevent user configure local IP range and global IP range overlap.

15 [BUG FIX]

Symptom: SIP WiFi-Phone's voice communication failed.

Condition:

- (1) Use following topology to test.  
WiFi A--(L)ZW35(W)----Internet(SIP server)---(W)ZW5(L)----WiFi B
  - (2) Both zywall reset to default romfile.
  - (3) In SMT 24.8 CI command, both type “ip alg enable ALG\_SIP” to enable SIP ALG.
  - (4) WiFi A make a phone call to WiFi B, voice communication works fine.
  - (5) Terminate the phone call, then WiFi B make a phone call to WiFi A, voice communication fail.
  - (6) Fail status: WiFi A can hear voice, but WiFi B can't.
- 16 [BUG FIX]  
Symptom: The device crashes while the user is changing the SNMP access right configuration.  
Condition:  
(1) Restore default romfile.  
(2) Set the SNMP Access = Disable.  
(3) Use MS-SOFT to query the device.  
(4) Before the query timeout, change Access = ALL, the device will crash.
- 17 [BUG FIX]  
Symptom: In authentication server, the local user database should check if the input user name is duplicate.  
Condition:  
(1) Restore to default romfile.  
(2) In record 1, active = yes, name = test, password = 1234 In record 2, active = yes, name = test, password = 5678  
(3) Press Save and this configuration will be accepted by router.
- 18 [BUG FIX]  
Symptom: BWM linear search can not find first match filter.  
Condition:  
PC1 ----- (LAN) Router (WAN) ----- PC2  
(1) In router, enable BWM on WAN, setup two classes for WAN Root class:  
1000kbps  
|-----Class 1: 200kbps  
|-----Class 2: 200kbps  
Filters table:  
Class 1: FTP SrcIP = 192.168.1.0/24  
Class 2: FTP DstIP = 192.168.70.0/24  
(2) FTP upload file from PC1 to PC2.  
(3) In this case, BWM will match Class 2's filter. But it's wrong, in linear search algorithm, we should return the first match filter for traffic.
19. [BUG FIX]  
Symptom: When manual mode encapsulation is Tunnel, responder can't build up tunnel.  
Condition:  
(1) PC A – ZW70 ---- ZW5 – PC B  
(2) On eWC/VPN/Manual add two manual rules in ZW70 and ZW5. Rule 1 is inactive. Rule 2 is active and encapsulation is Tunnel.

- (3) PC A ping PC B, check SA Monitor, ZW70 tunnel had been built up but no tunnel is up in ZW5, vice versa.
  - (4) If PC B ping PC A this time, tunnel can be built up in both sides and traffic can be transferred.
20. [BUG FIX]  
Symptom: LAN static DHCP can save the same data.  
Condition:  
(1) Restore default rom file.  
(2) In GUI>LAN>Static DHCP, add two record as MAC: 01:01:01:01:01:01, IP: 192.168.1.33 MAC: 02:02:02:02:02:02, IP: 192.168.1.66 and apply it.  
(3) Change these two record as MAC: 03:03:03:03:03:03, IP: 192.168.1.99 and apply it.  
(4) It can be saved and it is wrong.
21. [BUG FIX]  
Symptom: Nail up warning message does not show correctly in eWC->WAN->WAN.  
Condition:  
(1) Edit a VPN rule and enable nail up  
(2) In eWC->WAN->WAN, set encapsulation with PPPoE and no nailed-up enabled, click "apply" to save, the status will show "Warning: VPN Nailed-Up may trigger dial WAN links."  
(3) Click "apply" again, the status will show "Nothing changed; no need to perform save"
22. [BUG FIX]  
Symptom: VPN tunnel cannot be disconnected.  
Condition:  
(1) PC1—ZW5-----HUB-----ZW10W(V362WH7)--PC2  
(2) ZW5 has one IKE and two IPSec rules  
(3) ZW10W has two VPN rules  
(4) ZW10W initiates these two VPN rules  
(5) ZW10W delete these two VPN tunnels but one of ZW5 VPN tunnels can not be disconnected
23. [BUG FIX]  
Symptom: When out of call schedule, the device still cannot send traffic out.  
Condition:  
(1) Set WAN 1 encapsulation is Ethernet.  
(2) Edit SMT menu 24.10, Time Protocol = Manual, New Time (hh:mm:ss) = 10:00:00, New Date (yyyy-mm-dd) = 2004-06-01.  
(3) Edit SMT menu 26, enter Schedule Set Number to Configure = 1, Edit Name = FD-Once.  
- How often = Once  
- Once Date = 2004-06-01  
- Start Time = 10:05  
- Duration = 00:02  
- Action = Force Down  
(4) Edit SMT menu 11.1, schedule = 1.  
(5) However, when out of schedule about 5 minutes, device still cannot send traffic

out.

24. [ENHANCEMENT] Add "Session Table is Full!" log message, when tos session is full.
25. [BUG FIX]  
Symptom: Wireless CI command "wlan active 100" can be save.(The value should be 1 or 0)  
Condition:
  - (1) Plug in B120 and reboot router.
  - (2) Use "wlan active 100" and it can be save.
  - (3) Go to smt3-5, router will crash.
26. [BUG FIX]  
Symptom: The centralized log shows the strange DHCP entry with hex IP address.  
Condition:
  - (1) The device enables LAN DHCP server.
  - (2) A PC is set on device LAN site with dynamic IP and no system hostname.
  - (3) The PC sends DHCP request to device.
  - (4) The device will show the strange log message have the hex IP address. (ex: 101 01/15/ 2005 10:15:50 DHCP server assigns 0xa0a01e6 to 00:0E:08:AA:B6:B3)
27. [ENHANCEMENT] When router reset, console will display the reset date and time.  
For example, .\sys\_cmd.c:869 sysreset() ZyWALL 5 system reset at 01/18/2005 15:07:48
28. [BUG FIX]  
Symptom: VPN page cannot be configured.  
Condition:
  - (1) Go to eWC>VPN>GATEWAY POLICY>EDIT to add a GATEWAY POLICY rule.
  - (2) Go to eWC>VPN>NETWORK POLICY>EDIT to add 10 NETWORK POLICY rules and bind them with the GATEWAY POLICY rule which was added in Step1.
  - (3) Delete the GATEWAY POLICY rule which was added in Step1 and 10 NETWORK POLICY rules will be put into the Recycle Bin
  - (4) VPN page can't be configured anymore.
29. [BUG FIX]  
Symptom: Enhance the VPN error description  
Condition:
  - (1) On eWC VPN, add a IKE rule Dynamic rule (Remote Gateway Address is 0.0.0.0)
  - (2) Add an Ipsec rule, and fill some value instead of 0.0.0.0 in "Remote Network" fields.
  - (3) Status will show "This policy cannot bound to the dynamic rule"
  - (4) User may not know where is wrong.
30. [FEATURE CHANGE] Enhance Gateway Domain Name Update Timer. If Gateway Domain Name Update Timer is enabled. The ZyWALL will resolve the IP from a VPN gateway policy whose IKE remote gateway is domain name type in every cycle. If the ZyWALL finds that the new remote gateway IP is different from the old one( which is used by tunnel now), the ZyWALL will delete this tunnel.
31. [BUG FIX]



Symptom: Save a legal VPN gateway policy but the ZyWALL shows an error message.

Condition:

- (1) GO to eWC>VPN>GATEWAY POLICY – EDIT
- (2) Save a GATEWAY POLICY whose name = GW, My Address = www.abc.com.tw, Remote Gateway Address = www.cde.com.tw and Pre-Shared Key = 12345678
- (3) GO to eWC>VPN>NETWORK POLICY - EDIT
- (4) Save a NETWORK POLICY whose name = NW, Active = Yes, Starting IP Address = 192.168.1.33, Starting IP Address = 192.168.2.33 and Pre-Shared Key = 12345678
- (5) Go back to eWC>VPN>Rules and edit rule "GW" and set its My Address as 0.0.0.0, then save
- (6) The ZyWALL shows an error message "This IKE rule has static policy rules.", but it should not.

32. [BUG FIX]

Symptom: There are no logs in eWC>Logs>Log Settings when SMTP authentication fail .

Condition:

- (1) Go to eWC>Logs>Log Settings. Configure a wrong Mail Server/Send Log to/Send Alerts to/ User Name of SMTP Authentication/Password of SMTP Authentication and save.
- (2) Go to eWC>Logs>View Log. There are no logs about SMTP Auth failures/SMTP failures.
- (3) If the configuration is correct. There is also no log to tell users that the result is successful.

33. [ENHANCEMENT] Add port information in centralized log message when a netbios packet was blocked.

34. [ENHANCEMENT] After the device rebooting, the system will synchronize Time server until any WAN is up or all WAN links are failed exceed 5 minutes. If NTP server is on LAN/DMZ subnet, DUT still won't sync when WAN interface is down.

35. [BUG FIX]

Symptom: VPN tunnel can be established but traffic cannot go through tunnel.

Condition: PC1 -- ZyWALL -- Any Router/Internet -- ZyWALL -- PC2

- (1) Configure corresponding VPN setting in both ZyWALLs.
- (2) Dial VPN tunnel
- (3) After tunnel established, PC1 cannot ping PC2 vice versa.

36. [BUG FIX]

Symptom: The router cannot flush correctly in eWC->LOGS->Reports.

Condition:

- (1) In Bridge Mode.
- (2) In eWC->LOGS->Reports, enable "Collect Statistics", interface = LAN, Report type= "Host IP Address".
- (3) When pressing "Flush" button, there is still one record existing "192.168.70.123 Outgoing 3913 bytes". "192.168.70.123" is router's IP address.
- (4) It has the same problem when changing interface from "LAN" to "DMZ" if we do

the same action.

37. [BUG FIX]

Symptom: In bridge mode, SIP traffic cannot be managed by BWM.

Condition: SIP Phone1 ----- (LAN)ZyWALL(WAN) ----- SIP Phone2

(1) Change router to Bridge Mode.

(2) Enable BWM, and add a SIP filter at WAN interface.

(3) SIP Phone1 call SIP Phone2.

(4) After connection is established, go to eWC->BW MGMT->Monitor, you will see SIP traffic falls into Default class, it's wrong.

38. [BUG FIX]

Symptom: Packet still can send out through NAT router when there is no unused port for it.

Condition:

(1) Configure an active port forwarding rule with incoming port range 10000 to 29999.

(2) Send a packet out of NAT router.

(3) The packet can still send out.

39. [BUG FIX]

Symptom: BWM highest priority class cannot borrow residual bandwidth from parent class (using tfgen tool)

Condition:

(1) In WAN interface. Enable Priority-based Scheduler.

(2) Class Setup on WAN.

Root 100000 Kbps

|-----WAN 2000 Kbps (No Borrow, No Filter, Priority = 3)

|-----WAN1-1 500 Kbps (Borrow; Filter: SrcIP:0, DestIP:0, SrcPort:0, DestPort:90; Protocol: 17; Priority = 3 )

|-----WAN1-2 300 Kbps (Borrow, Filter: SrcIP:0, DestIP: 192.168.70.0/24, SrcPort:0, DestPort:0, Protocol: 17; Priority= 6)

(3) From LAN host, use tfgen (UDP packet generator) to generate two session to match class WAN1-1 and WAN1-2.

session 1: Utilization = 2000Kbps, Destination = WAN host (192.168.70.57), port=90. This will match WAN1-1 class.

session 2: Utilization = 2000Kbps, Destination = WAN host(192.168.70.57), port = default. This will match WAN1-2 class

(4) From Monitor, WAN1-1 should be protected at 500Kbps, and WAN1-2 should borrow remaining bandwidth from parent class.

But you will see WAN1-1 still borrow remaining bandwidth and WAN1-2 almost borrows nothing from parent class.

40. [BUG FIX]

Symptom: There is no response from DMZ after set system name by SNMP.

Condition:

(1) Reset to factory default setting.

(2) Disable firewall.

(3) Ping router's DMZ IP address continuity.

(4) Set DUT's system name by SNMP tool "MG-SOFT MIB browser".

- (5) There is no response from DMZ anymore.
41. [BUG FIX]  
Symptom: BM filter cannot be deleted via CI command.  
Condition:  
(1) On eWC->BW MGMT->Class Setup, create 3 classes on LAN interface. all classes have filter enabled.  
(2) Go to SMT 24.8, delete the third filter by "bm filter lan del 3" and then save data by "bm config save"  
(3) By typing, "bm show filter", you will see the third filter still exists.
42. [BUG FIX]  
Symptom: Device will crash.  
Condition: Use IXIA to simulate 1012 ip address to access web site ( every ip has 10 sessions ), device will crash.
43. [BUG FIX]  
Symptom: Memory leak in DNS query.  
Condition:  
(1) Set the device as the network gateway.  
(2) Some PCs assign the DNS server to the device.  
(3) After some days, the DNS query will cause memory leak.
44. [BUG FIX]  
Symptom: Executing CI command "ip nat service irc" will make the router crash.  
Condition:  
(1) In SMT 24.8, type "ip nat service irc" then press enter.  
(2) The router crash.
45. [BUG FIX]  
Symptom: NAT address mapping functionality fail.  
Condition:  
(1) Restore to factory default.  
(2) In SMT4, set "Network Address Translation" as "Full Feature".  
(3) In SMT 15.1.1, insert a rule in rule 1. Take an example with my setting: Type: One to One. Local IP: 192.168.1.33 Global IP: 192.168.70.111 (FTP server in 192.168.70.8)  
(4) In PC/192.168.1.33, ftp to server/192.168.70.8.  
In FTP server, you can find the incoming IP is 192.168.70.111. (This is right)  
Then logout the ftp.  
(5) Repeat step 3 but change the Global IP: 192.168.70.123  
(6) Repeat step 4, you can find the incoming still 192.168.70.111. This is wrong, it should be 192.168.70.123.
46. [FEATURE CHANGE] Extend "devID" field to six hexadecimal numbers(12 characters) in syslog format.
47. [BUG FIX]  
Symptom: Netmeeting H.323 traffic will be blocked by Firewall if connection is initiated from WAN side to LAN side.  
Condition:  
PC1(Netmeeting)------(LAN) ZyWALL (WAN) ----- PC2(Netmeeting)  
(1) Enable Firewall, setup a WAN2LAN firewall rule for H.323 service

- (2) Enable NAT port forwarding for port 1720(H.323) to PC 192.168.1.33
- (3) PC1 and PC2 use Netmeeting, PC2 call PC1.
- (4) Netmeeting application traffic will be blocked by Firewall, you will see a lot of Firewall blocked log in Centralized LOG.
- 48. [BUG FIX]  
Symptom: After VPN tunnel is established, user will see DPD packet while traffic still can be transferred through tunnel.  
Condition:  
PC1----- ZyWALL-A ===== ZyWALL-B ----- PC2 IPSec tunnel  
(1) Configure VPN tunnel between ZyWALL-A and ZyWALL-B.  
(2) In ZyWALL-A eWC->VPN->Global Setting, set Output Idle Timer = 120.  
(3) Reboot ZyWALL-A.  
(4) PC1 ping PC2 to trigger tunnel.  
(5) after tunnel is established, users will see ZyWALL-A's LOG show DPD packets.
- 49. [ENHANCEMENT] BWM children's bandwidth's sum will not exceed parent's.  
For example, the bandwidth of WAN interface is 50000 kbps. The sum of all children's bandwidth can not exceed 50000 kbps

#### **Modifications in V3.64(XD.0)b1 | 12/17/2004**

- 1. [ENHANCEMENT] Redesign IPSec mechanism to comply with ICSA Labs 1.1D IPSec Certification Testing.  
New feature added :
  - (1) Multiple Proposal.
  - (2) Support Nail Up, Dead Peer Detection, Control Ping.
  - (3) Separate IPSec SA (Phase 2) from IKE SA (Phase 1), multiple IPSec SAs can bind to one the same IKE SA. (Multiple policy)
  - (4) Add a "Global Setting" tab in eWC->VPN which contains some timer settings.
  - (5) IKE and manual key rules have their setting pages respectively in eWC->VPN.
  - (6) Remove the VPN setup page (SMT 27)
  - (7) Redesign lots of IPSec CI command.
- 2. [ENHANCEMENT] Support Port Restricted Cone NAT.
- 3. [ENHANCEMENT] Redesign eWC->BW MGMT->Class Setup page.
- 4. [ENHANCEMENT] Enable "ip alg" command in bridge mode.
- 5. [ENHANCEMENT] Add the eWC>CONTENT FILTER>Cache and eWC>DNS>Cache GUI.
  - (1) Add total cache entry number info.
  - (2) Remove the "Port" info in URL Cache Entry table.
  - (3) The "Action" in URL Cache Entry table shows "Blocked" first by default.
  - (4) The URL entry in URL Cache Entry table aligns to the left.
  - (5) On the URL Cache Entry table, if the length of a URL entry is over 50, it will be truncated to 50 characters, with three trailing dots (...) appended.
  - (6) To adjust the note font size in eWC>DNS>Cache GUI.
- 6. [ENHANCEMENT] Popup message improvement: "Delete this rule?" => "Delete entry #[number] ?"

7. [ENHANCEMENT] DNS adds CI command "ip dns system cache flush".
8. [ENHANCEMENT] eWC>LOGS>Reports>Report Type>"LAN IP Address" renamed as "Host IP Address"
9. [ENHANCEMENT] In eWC>DNS>System>Address Record, add Wildcard.
10. [ENHANCEMENT] Add length checking of DNS(Peer ID Type) content in VPN.
11. [ENHANCEMENT] Integration of TOS & NAT information
  - (1) Current concurrent sessions = max(TOS current concurrent sessions, NAT current concurrent sessions)
  - (2) Historical high since last startup = max(TOS historical high since last startup, NAT historical high since last startup)
12. [ENHANCEMENT] Add FQDN support in my IP address in IKE.
13. [ENHANCEMENT] IPSec GUI enhancements
  - (1) On eWC>VPN>Global Settings, add IPSec timers configuration.
  - (2) On eWC>VPN>Network Policy Edit page, add Netbios passthrough field.
  - (3) On eWC>VPN>Gateway Policy Edit page, add FQDN field for My ZyWALL.
14. [ENHANCEMENT] Enhance ZyWALL GUI.
  - (1) To allow more than two child windows open from multiple ZyWALLs, the second parameter (windowName) of the JavaScript function Window.open() will be the MAC address of the ZyWALL that is currently being managed. The child windows include the following.
    - 1) Wizards
    - 2) Help
    - 3) Show Statistics
    - 4) Show DHCP Table
    - 5) VPN Status
    - 6) BWM statistics
  - (2) For identification purpose, the title of the eWC parent window, as well as its child windows, will contain the system FQDN of the ZyWALL that is currently being managed.
15. [ENHANCEMENT]
  - (1) In eWC>Home>System Time, add GMT timezone + DST offset.
  - (2) In eWC>Date&Time>Current Time, GMT add timezone + DST offset.
16. [ENHANCEMENT] Add GUI for LAN DHCP Relay feature.
17. [ENHANCEMENT] Auth Server/Local User Database needs long time to save all entries, enhance the saving policy to speed up this action.
18. [ENHANCEMENT] In SMT 24.6, the menu adds the reminding message "You can enter ctrl-x to terminate operation any time."
19. [ENHANCEMENT] Add a API function to move rules for NAT address mapping table. CI command: ip nat acl move <set#> <rule# from> <rule# to>
20. [ENHANCEMENT] For Manual IPSec rule, the "My ZyWALL" and "Remote Gateway Address" should not have FQDN fields. (Remove My Domain Name and change Secure Gateway Address into IP field)
21. [ENHANCEMENT]
  - (1) In eWC>MAINTENANCE>General, change the type of the "Administrator Inactivity Timer" field from ASCII to integer.
  - (2) Add a JavaScript Global function to avoid filling any character in the

specific fields on both IE and Netscape. (allow number only)

22. [ENHANCEMENT] Add a "Log" check box for "VPN connectivity check". in eWC>VPN>NETWORK POLICY>EDIT.
23. [FEATURE CHANGE] Modify CI command "ip arp add" from hidden to visible.
24. [ENHANCEMENT] For single WAN, the WAN cannot receive an IP from DHCP server with the same subnet with other interfaces.
25. [ENHANCEMENT] The new DST feature allows user to know the start/end date. It will be nice if the ZyWALL shows what date '1st Sun in April' is ----. And there is some spare space on the screen on that line.
26. [ENHANCEMENT] User can use telnet/ping/ via VPN in SMT menu 24.8.
  - (1) If you telnet/ping/... from your ZyWALL to an IP on the VPN "remote network" and the ZyWALL's LAN IP (including alias IP) is on the VPN "local network", the ZyWALL uses LAN IP as source.
  - (2) If you telnet/ping/... from your ZyWALL to an IP on the VPN "remote network" and the ZyWALL's DMZ IP (including alias IP) is on the VPN "local network", the ZyWALL uses DMZ IP as source.
  - (3) (For future wireless enhancement) If you telnet/ping/... from your ZyWALL to an IP on the VPN "remote network" and the ZyWALL's WLAN IP (including alias IP) is on the VPN "local network", the ZyWALL uses WLAN IP as source.
  - (4) Otherwise the ZyWALL uses any appropriate interface IP as source depending on the routing table.

Note: If there are more than one appropriate local interfaces, router will use the first matched local interface IP address as the source IP address.
27. [ENHANCEMENT] In GUI>NAT>Port Forwarding, router will now check if the translated end port is out of 65535.
28. [ENHANCEMENT] On eWC>HOME>VPN wizard, My ZyWALL address support Domain name.
29. [ENHANCEMENT]
  - (1) In eWC>MAINTENANCE>F/W Upload, the warning message title should be red in order to be consistent with the style of other warning message.
  - (2) In eWC>MAINTENANCE>Restore Configuration, the warning message title should be red in order to be consistent with the style of other warning message.
30. [ENHANCEMENT] On eWC>NAT>AddressMapping, add dynamic display for "Go To Page". If there are less than 10 address mapping rules, then hide "Go To Page", else display "Go To Page".
31. [ENHANCEMENT] When we receive a non-encrypt initial content payload in IKE, we will ignore it.
32. [ENHANCEMENT] Add payload information in IKE LOG. Besides reason, we also show which payload caused the IKE LOG.
33. [ENHANCEMENT] HOME>Internet Access, the "First DNS Server", "Second DNS Server" is inconsistent with DNS>Name Server Record.

The specified "First DNS Server", "Second DNS Server" will be updated in eWC>DNS>Name Server Record.
34. [ENHANCEMENT] In GUI>WAN, add "Authentication Type" field.
35. [ENHANCEMENT] For DHCP server, if the requested client does not have a host name, the log will show MAC address instead of nothing.

36. [ENHANCEMENT]

(1) In eWC>CONTENT FILTER>Cache, if users click Action/URL/Remaining Time to sort the cache entries, the page will not jump to the top of this page before it refreshes.

(2) By using Firefox/Netscape in eWC>CONTENT FILTER>Cache, if users click Action/URL/Remaining Time to sort the cache entries, the page will refresh immediately.

37. [ENHANCEMENT] In the past, we can delete a tunnel in SMT 27 and can only do this in eWC. Now, Add a CI command "ipsec drop <policy index>" to delete a tunnel and "ipsec show\_runtime list" to list the active VPN tunnel.

38. [ENHANCEMENT] Consolidate "Receive IPsec packet, but no corresponding tunnel exists" logs.

**Modifications in V3.62(XD.2) | 09/24/2004**

Modify for formal release.

**Modifications in V3.62(XD.2)b3 | 09/21/2004**

1. [BUG FIX]

Symptom: LAN host will get wrong DNS server.

Condition:

1. Set SMT 3.2 DNS first DNS server as user defined 1.1.1.1. Others are none.
2. Unplug WAN port and reboot.
3. LAN host get IP address and DNS server and the DNS server is LAN IP.

**Modifications in V3.62(XD.2)b2 | 09/17/2004**

1. [BUG FIX]

Symptom: LAN host ping device LAN IP a period time, then PPPoE/PPTP will be triggered dial.

Condition:

1. Set WAN 1 are PPPoE.
2. LAN host ping device LAN IP a period time, then WAN 1 will be triggered dial.

2. [BUG FIX]

Symptom: Firewall sends TCP RST after it blocks traffic period of time.

Condition:

1. Configure Firewall LAN to WAN blocked and enable log
2. Generate one TCP SYN packet from LAN to WAN
3. Firewall will block this packet and generate block log
4. After period of time (30 seconds), Firewall log shows it sent TCP RST to both client and server side

3. [BUG FIX]

Symptom: System has a lot of long timeout UDP sessions.

Condition:

1. Enable firewall.
2. Display TOS sessions.
3. A lot of long timeout UDP sessions.
4. [BUG FIX]  
Symptom: ZyWALL crashes very often in bridge mode.  
Condition:
  1. Switch to bridge mode.
  2. Enable Firewall.
  3. ZyWALL crashes very often.
5. [ENHANCEMENT] Enhance "cnm keepalive" ci command. Add "cnm keepalive 0" command to stop sending of keepalive packet to Vantage.
6. [BUG FIX] Symptom: Symptom: FTP from WAN to LAN does not work.  
Condition:
  1. Set a FTP server on a host in the LAN side and configure a default server to this host.
  2. Using FTP from WAN to the default server with port mode.
  3. After typing username and password, "ls" command does not work.
7. [BUG FIX] Symptom: LAN host will get wrong DNS server.  
Condition:
  1. Set SMT 3.2 DNS first DNS server as user defined 1.1.1.1. Others are none.
  2. Unplug WAN port and reboot.
  3. LAN host get IP address and DNS server and the DNS server is LAN IP.
8. [BUG FIX] Symptom: System Crash when change encryption key in Vantage.  
Condition:
  1. Device register to Vantage in router mode under DES and PPPoE.
  2. configuration>>general>>system change the original encryption key and apply
  3. Device receives data but soon the system crash.
9. [BUG FIX] Symptom: WAN Gateway will be reset to 0.0.0.0.  
Condition:
  1. In Vantage CNM add a device (the device have a static IP),when it register to Vantage. Vantage set default value to device.
  2. After the device reset, WAN Gateway will be reset to 0.0.0.0.
10. [BUG FIX] Symptom: CNM agent accepts wrong CI command "cnm keepalive -323123122222222222222222".  
Condition:
  1. In SMT 24.8, type "cnm keep -323123122222222222222222".
  2. The system accepts it and saves with the value.
11. [BUG FIX] Symptom: CNM agent accepts wrong CI command "cnm encrymode 1231223".  
Condition:
  1. In SMT 24.8, type "cnm encrymode 1231223".
  2. The system accepts it and read it as "65535".
12. [BUG FIX] Symptom: [Vantage] Configuration>>VPN: When delete a active VPN tunnel successfully. Device sends VPN tunnel status "Destroy" to vantage.  
Condition:
  1. Create and dial up a VPN tunnel via Vantage.



2. Delete this active rule in Vantage.
3. Vantage server will have exception.
13. [BUG FIX]  
Symptom: eWC will fill the "Connection ID/Name" field with "C:1" when the fetch data is empty.  
Condition:
  1. In eWC, set "Connection ID/Name" as empty in PPTP mode and apply it.
  2. Go go another page and go back the WAN page, the "Connection ID/Name" field is filled with "C:1" even we set the field as empty.

**Modifications in V3.62(XD.2)b1 | 08/16/2004**

1. [ENHANCEMENT]  
Add Unified ALG for SIP and H.323.
2. [ENHANCEMENT]  
Each unified ALG can be enabled/disabled. The default ALG setting for SIP and H.323 is disabled.
3. [ENHANCEMENT]  
Firewall can bypass AX.25 (protocol #93) & IPv6 (protocol #41) protocols.
4. [BUG FIX]  
Symptom: Bandwidth management with ALG\_H.323 cause system crash.  
Condition:
  1. Create a class with a Service-H.323 filter in WAN1 interface.
  2. Unplug all WAN's cable
  3. Launch the "Openphone" application that supports H.323 and make a call.
  4. Router crashes.
5. [BUG FIX]  
Symptom: Router block trusted web content.  
Condition:
  - 1). In "eWC->CONTENT FILTER->General", enable content filter.
  - 2). In "eWC->CONTENT FILTER->Customization", select check boxes of "Enable Web site customization" and "Disable all Web traffic except for trusted Web sites".
  - 3). In "eWC->CONTENT FILTER->Customization", set "www.hellowork.go.jp" as trusted web site.
  - 4). Open browser and access  
<http://www.hellowork.go.jp/kensaku/servlet/kensaku?pageid=001>
  - 5). In the new page, select third and fourth radio button and click "search" button.
  - 6). In the new page, click "next page" button.
  - 7). The new page will be blocked.
6. [BUG FIX]  
Symptom: External Content Filtering cannot block the URL belonging to restricted category.  
Condition:
  - 1). In "eWC->CONTENT FILTER->Customization", unselect "Enable Web site customization".
  - 2). Add a URL to "trusted web sites".

- 3). In "eWC->CONTENT FILTER-Customization>, select "Block Web sites which contain these keywords".
- 4). In "eWC->CONTENT FILTER->Categories", select the category which the URL belongs to.
- 5). Access the trusted URL.
- 6). The URL will not be blocked.
7. [BUG FIX]  
Symptom: System crash by memory leak.  
Condition:
  - 1). Enable bandwidth management.
  - 2). Into eWC->Bandwidth Management->Monitor and wait for a period time.
  - 3). System crash by memory leak.
8. [BUG FIX]  
Symptom: Remote node CI command crashes.  
Condition:
  - 1). Goto SMT 24.8
  - 2). Load dial backup remote node to working buffer.
  - 3). Type CI command "sys rn accessblock 0".
  - 4). Save this remote.
  - 5). System crashes.
9. [BUG FIX]  
Symptom: System crash when someone want to configure NAT mapping rules.  
Condition:
  1. Use the terminal program to login the console.
  2. Enter SMT 15, NAT Setup
  3. Select 1 to enter SMT 15.1, Address Mapping Sets.
  4. The system crash
10. [BUG FIX]  
Symptom: eWC>NAT>ADDRESS MAPPING edit page leaks memory.  
Condition:
  1. Log on to eWC.
  2. Go to eWC>NAT>ADDRESS MAPPING edit page, and then click Cancel.
  3. Repeat Step 2 for several times.
  4. Check system memory info by the CI command: system memu ms You will observe abnormal increases of memory sections, indicating memory leaks.
11. [BUG FIX]  
Symptom: Trigger port will disappear after system reboot.  
Condition:
  1. Configure Trigger port rule.
  2. System reboot.
  3. The configured Trigger port rule disappear.
12. [BUG FIX]  
Symptom: The system might crash when enabling IPSec.  
Condition: During IKE negotiation the system might crash.
13. [BUG FIX]  
Symptom: MSN Messenger's "Ask for Remote Assistance" function causes system

crash.

Condition:

1. Enable UPnP.
2. Set PC(A) and router(B) in intranet and PC(C) connects to LAN port of router(B).
3. Test MSN Messenger's "Ask for Remote Assistance" function from PC(A) to PC(C).
4. After PC(C) accepts the PC(A) request by "Ask for Remote Assistance" then the device will crash.

14. [BUG FIX]

Symptom: System out of memory.

Condition:

1. Let the ZyWALL be a DNS proxy for LAN hosts.
2. Do a lot of DNS inverse queries by running IPScan tool continuously from LAN host.
3. After a long time, the ZyWALL will out of memory.

15. [FEATURE CHANGE]

Change UPnP device name for ZyWALL35 and ZyWALL5

WAS: "ZyXEL ZyWALL 35 Internet Security Gateway"

IS: "ZyXEL ZyWALL 35 Internet Security Appliance"

16. [BUG FIX]

Symptom: Packets cannot pass through NAT router to LAN hosts.

Condition:

1. NAT default server is on
2. Protocol of the packet is not TCP, UDP, ICMP, ESP, GRE.
3. Packets from WAN to router.
4. Packets cannot pass through NAT router to LAN hosts (NAT default server)

17. Symptom: External Content filtering cannot register.

Condition:

1. In "eWC->content filter->categories", click "register" to connect to ZSSW.
2. Do the registration on ZSSW.
3. The registration will fail in the final step.

18. [ENHANCEMENT]

External content filtering support full URL checking.

Was: External content filtering only take domain name or IP address of URL into category checking.

Is: External content filtering put entire URL into category checking.

19. [ENHANCEMENT]

CI command to turn off triangle route log, multicast log and broadcast log.

1. Add CI commands:

- a. "sys logs switch".
- b. "sys logs switch display".
- c. Triangle route log switch: "sys logs switch bmlog <0:no|1:yes>"
- d. Broadcast/Multicast log switch: "sys logs switch trilog <0:no|1:yes>"

20. [BUG FIX]

Symptom: System time problem.

Condition:

1. enter SMT24.10, configure time server.
2. open daylight saving, configure the start time and end time so that current time is within the daylight saving time.
3. after writing to rom file, router ask you to calibrate the system clock, answer yes.
4. If system failed to connect time server, system time will add one hour, every time you enter smt 24.1,system time add 1 hour automatically.
21. [FEATURE CHANGE]  
Change external content filtering message on centralized log and blocked page for some error events.
22. [BUG FIX]  
Symptom: Router will crash.  
Condition: When user continuously accesses eWC and press "Apply" button, sometimes router will crash.
23. [BUG FIX]  
Symptom: The system crashes after it receives a url that contains more than three "/"s behind the ip address (or domain name).
24. [BUG FIX]  
Symptom: Sometimes when connect to router by TCP, FTP or HTTP will fail.  
Condition:
  1. One user connects to router by FTP, TELNET or HTTP.
  2. In TCP handshake, client doesn't receive SYN ACK. i.e., router is in SYN RECEIVE state.
  3. Client timeout and send RESET to router.
  4. Related socket in router is still alive and other users can't login router until this socket timeout.
25. [BUG FIX]  
Symptom: eWC spelling error: eWC->Firewall→Default Rule: Allow Asymetrical should be "Asymmetric"
26. [BUG FIX]  
Symptom: System out of memory and reboot when firewall enable.  
Condition:
  1. Enable firewall, then generate traffic.
  2. The memory will slowly leak until it uses up all the memory, then reboot.
27. [BUG FIX]  
Symptom: Generate a lot of TCP port 80 sessions to ZyWALL will cause device to hang and reboot by hardware watchdog.  
Condition:
  1. Use session.exe to generate a lot of TCP port 80 sessions to ZyWALL's LAN or WAN interface
  2. After several hundreds of sessions are established, the ZyWALL will hang and finally reboot.
28. [ENHANCEMENT]
  1. Support user config for SIP session timeout value.
  2. Support SIP SDP multiple RTP port.
  3. Delete unused ALG type.
  4. Command for ALG enable/disable and sip timeout.

29. [BUG FIX]

Symptom: Sometimes the ZyWALL reboots by software watchdog.

Condition:

- 1.Put the ZyWALL on the network for a long time.
- 2.Sometimes the ZyWALL will reboot by software watchdog.

30. [BUG FIX]

Symptom: XAUTH with rule swap doesn't work.

Condition:

1. In initiator, set up a VPN rule with XAUTH in client mode.
2. In responder, there are three VPN rules:
  - a. Rule 1 is XAUTH off.
  - b. Rule 2 is XAUTH with client mode.
  - c. Rule 3 is XAUTH with server mode (this rule corresponds to client rule).
3. Dial from initiator, and the tunnel will never be up.

31. [BUG FIX]

Symptom: Content filter timeout problem.

Condition:

1. A router is register the content filter (CF) server.
2. Enable the CF feature.
3. Enable the external database content filtering.
4. The router log often record "Waiting content filter server (server name) timeout!".
5. A PC in lan fetch web from internet often hang for a while.

**Modifications in V3.62(XD.1) | 06/25/2004**

1. Formal release.

**Modifications in V3.62(XD.1)b1 | 06/16/2004**

1. [ENHANCEMENT] Support Vantage CNM 2.0 (Vantage Centralized Network Management).

**Modifications in V3.62(XD.0) | 05/18/2004**

1. Formal release.

**Modifications in V3.62(XD.0)b5 | 05/14/2004**

1. [BUG FIX] Symptom: The ZyWALL might crash or hang when users browse eWC→Firewall→Rule Summary.

Condition:

- (1) Log on to eWC.
- (2) Browse Ewc→Firewall→Rule Summary

- (3) The ZyWALL might crash or hang.

## Modifications in V3.62(XD.0)b4 | 04/27/2004

1. [FEATURE CHANGE]  
Remove Policy Route feature from ZyWALL 5 because Policy Route is not defined in product specification.
2. [FEATURE CHANGE]  
Maximum concurrent VPN tunnel number is changed from 5 to 10.
3. [FEATURE CHANGE]  
The following default settings is changed:  
(1) eWC→Firewall→Anti-Probing  
WAS: Anti-Probing Respond Ping to LAN  
IS: Anti-Probing Response Ping to LAN&WAN&DMZ  
(2) eWC→Firewall→Threshold  
WAS: TCP Maximum Incomplete Sessions = 10  
IS: TCP Maximum Incomplete Sessions = 30  
(3) eWC→WAN→Route  
WAS: WAN Priority = 2  
IS: WAN Priority = 1
4. [BUG FIX]  
Symptom: External Content Filtering cannot be registered.  
Condition:  
(1) In eWC→CONTENT FILTER→Categories", click "register" to connect to ZSSW.  
(2) Do the registration on ZSSW.  
(3) Browser display "Please wait....." and the page of "Register successfully" does not appear.
5. [BUG FIX]  
Symptom: Traffic Redirect does not work.  
Condition:  

Internet ----- Router A ----- ZyWALL ----- gateway B ----- Internet  
                    WAN       LAN

  
(1) Let ZyWALL WAN port connect to another router A and A is connected to Internet.  
(2) Setup Traffic Redirect to backup gateway B located at LAN side.  
(3) Disconnect the connection between router A and Internet.  
(4) The ZyWALL can not do Traffic Redirect to gateway B located at LAN side.
6. [BUG FIX]  
CI command “ip igmp” is lost.
7. [BUG FIX]  
Symptom: The behavior in priority-based Bandwidth Management is not correct.  
Condition:  
(1) In eWC→BW MGMT→Summary, activates WAN1 root class with Speed = 1500 kbps and Scheduler = Priority-Based

(2) In eWC→BW MGMT→Class Setup, Adds two sub-classes under WAN1 root class. Where WAN1-1 : Bandwidth Budget = 200, Priority = 7(higher than WAN1-2), and “Borrow bandwidth from parent class” is selected; WAN1-2 : Bandwidth Budget = 500, Priority = 1, “Borrow bandwidth from parent class” is also selected.

(3) First generates traffic that satisfies WAN1-2 class, users will find WAN1-2 borrow the whole available bandwidth from parent, and the traffic is bound at about 1500kbps.

(4) Then generates traffic that satisfies WAN1-1 class. Users will find WAN1-1 can not borrow bandwidth from parent class and bandwidth is bound at about 200kbps even though WAN1-1 has higher priority than WAN1-2.

8. [BUG FIX]

Symptom: In eWC→MAINTENANCE→General, set a number which is bigger than 1000 for Administrator Inactivity Timer. The label string 'Administrator Inactivity Timer' will disappear.

Condition:

(1) Go to eWC→MAINTENANCE→General, set a number which is bigger than 1000 for Administrator Inactivity Timer.

(2) Click 'Apply'.

(3) The label string 'Administrator Inactivity Timer' will disappear.

9. [BUG FIX]

Symptom: ZyWALL ping sometimes fails.

Condition:

(1) Turn on Firewall.

(2) Go to SMT 24.8

(3) Ping to exist host, but it sometimes fails.

10. [BUG FIX]

Symptom: In SMT 3.2, the subnet of ZyWALL LAN IP can be different from the subnet of DHCP client ip and ZyWALL LAN IP can be set within DHCP Client IP pool range.

Condition:

First case:

(1) Go to SMT 3.2

(2) Set DHCP client IP Starting address to be 192.168.2.3

(3) Set LAN IP Address to be 192.168.1.1, then confirm to save.

(4) These setting can be saved and no error message.

Second case:

(1) In SMT 3.2, set DHCP client ip Starting address to be 192.168.1.3

(2) Set Size of Client IP Pool to be 10

(3) Set LAN IP Address to be 192.168.1.3, then confirm to save.

(4) These setting can be saved and no error message.

11. [BUG FIX]

Symptom: Remote access control cannot work properly.

Condition:

(1) Turn on bridge mode

(2) Configure telnet server access control from WAN only by SMT 24.11

(3) Telnet to device via WAN side

(4) The telnet connection fails.

12. [BUG FIX]

Symptom: System crashes.

Condition: Configure device by eWC sometimes cause crash.

13. [BUG FIX]

Symptom: In bridge mode ZyWALL at eWC→Bridge, Bridge IP address settings can not be saved successfully.

Condition:

(1) Switch the ZyWALL to bridge mode.

(2) Go to eWC→Bridge page.

(3) Change "IP Address", "IP Subnet Mask", or "Gateway IP Address" then click "Apply"

(4) Status shows "Configuration updated successfully" but the changes was not really saved.

14. [BUG FIX]

Symptom: In SMT 24.11, the setting of DNS Service is displayed under bridge mode

Condition:

(1) Go to SMT 1, change Device Mode to bridge mode.

(2) After reboot, go to SMT 24.11, DNS Service incorrectly appear.

**Modifications in V3.62(XD.0)b3 | 04/04/2004**

1. [BUG FIX]

Symptom: CI command error, ZyWALL will show some CI commands which don't belong to current command set.

Condition:

(1) Go to SMT 24.8, CI command mode.

(2) Type "ip dns system", ZyWALL will correctly print two available commands, "edit" and "display".

(3) Type "ip dns sys", ZyWALL will unexpectedly print nine available commands instead of two. Those extra seven commands are not under "ip dns system".

2. [BUG FIX]

Symptom: DHCP client cannot get address from router.

Condition:

(1) In eWC→LAN→LAN, configure router as a DHCP server and set IP pool starting address as 192.168.1.33.

(2) In eWC→LAN→Static DHCP, configure all rules in static DHCP table and the IP addresses are 192.168.1.33~192.168.1.40.

(3) Use a PC which MAC address is not in the static DHCP table to get a IP address from router.

(4) The PC cannot get the IP address.

3. [BUG FIX]

Symptom: The ZyWALL will reset the current eWC HTTP session even when the LAN IP configuration is not successfully changed. Under this situation, users have to re-log in the ZyWALL.

Condition:



- (1) Log in ZyWALL eWC, and go to eWC→LAN.
- (2) Deliberately configure the LAN IP address as within the WAN subnet.
- (3) Click Apply, then the status will show an error message indicating address conflict.
- (4) The ZyWALL will then automatically break the current eWC HTTP session. To access the ZyWALL, users have to log in again.
4. [BUG FIX]  
Symptom: Router will crash when entering SMT menu 3.5  
Condition:
  - (1) Insert WLAN card.
  - (2) In CI command, enter "wlan active 11" instead of "wlan active 1" to activate WLAN on router.
  - (3) Enter SMT 3.5, router will crash.
5. [ENHANCEMENT]  
Supports Vantage CNM 2.0(Vantage Centralized Network Management)
6. [BUG FIX]  
Symptom: The Content Filtering blocks cookies even if it is not in the blocked schedule.  
Condition:
  - (1) In eWC→CONTENT FILTER→General, select "Block Cookies".
  - (2) In eWC→CONTENT FILTER→General, set "Schedule to Block" with a time period NOT including the current time.
  - (3) Access a web site which contains cookies.
  - (4) The cookies will be blocked by the Content Filtering.
7. [BUG FIX]  
Symptom: WAN status in SMT 24.1 shows wrong information in bridge mode.  
Condition:
  - (1) Configure Internet access as PPTP or PPPoE encapsulation in router mode.
  - (2) Switch ZyWALL to bridge mode.
  - (3) WAN status in SMT 24.1 shows idle and IP address is "0.0.0.0".
8. [BUG FIX]  
Symptom: Device cannot transfer Ethernet frame in bridge mode.  
Condition:
  - (1) ZyWALL enables bridge mode.
  - (2) The Internet connection is under DMZ port.
  - (3) Plug Ethernet cable between one host and ZyWALL DMZ port.
  - (4) This host starts to transfer packets to Internet.
  - (5) Unplug the Ethernet cable from DMZ port and plug in LAN port.
  - (6) This host cannot transfer packets to Internet anymore.
9. [BUG FIX]  
Symptom: PPPoE connection sometimes fails in France.  
Condition: Since France Telecom changes their core network setup to BRAS, ZyWALL PPPoE connection on authentication phase most of the time fails.
10. [ENHANCEMENT]  
Updates help pages for ZyWALL 5.
11. [BUG FIX]  
Symptom: On the eWC→WIZARD→Internet Access page, the System DNS Servers configuration is not available when the ZyWALL is not a DHCP server for its LAN

hosts.

Condition:

(1) Log onto eWC, and go to eWC→LAN. Uncheck the "DHCP Server" option to stop ZyWALL from being a DHCP server to its LAN hosts.

(2) Go to eWC→HOME→WIZARD→Internet Access. The System DNS Servers configuration is not available in the wizard.

12. [ENHANCEMENT]

The ZyWALL 5 Firewall GUI are enhanced as follows.

(1) On eWC→Firewall→Rule Summary→Edit Rule, a basic sanity check on the firewall rule is performed.

(2) On eWC→Firewall→Rule Summary→Edit Rule, the selected service for a new rule is empty by default.

(3) On eWC→Firewall→Rule Summary→Edit Rule, the useless headers "##### Source IP Address #####" and "##### Destination IP Address #####" are removed.

(4). On eWC→Firewall→Rule Summary→Edit Rule, when a specific address is added to the Source/Destination Address list, the "Any" address will automatically be deleted.

(5) On eWC→Firewall→Rule Summary→Edit Rule, the firewall action radio buttons are replaced by a dropdown list.

(6) On eWC→Firewall→Threshold, the "Cancel" button is replaced by "Reset" button.

(7) On eWC→Firewall→Default Rule, the wording "Default Rule Settings" is replaced by "Default Rule Setup".

(8) On eWC→Firewall→Anti-Probing, the wording "Anti-Probing Settings" is replaced by "Anti-Probing Setup".

(9) "ACCESS POLICY" is renamed as "FIREWALL".

(10) "CUSTOM PORT" is renamed as "CUSTOM SERVICE".

(11) Users can expand or collapse "Source Address", "Destination Address" and "Service Type" drop down lists by clicking the [+]/[-] icon at the beginning of each rule in Firewall Rule Summary Table.

**Modifications in V3.62(XD.0)b2 | 03/26/2004**

1. [BUG FIX]

Symptom: In eWC→FIREWALL→ACCESS POLICY→EDIT RULE, Action for Matched Packets can't be saved correctly.

Condition:

(1) Go to eWC→FIREWALL→ACCESS POLICY→EDIT RULE

(2) Choose the type of Action for Matched Packets as Block, and then click Apply.

(3) Leave this page and then re-enter this page again, Action for Matched Packets always shows Forward.

2. [ENHANCEMENT]

Supports Intel TE28F640 J3C120 Flash ROM.

**Modifications in V3.62(XD.0)b1 | 03/11/2004**

**ZyXEL Confidential**

First Release.

## **Appendix 1 Remote Management Enhancement (Add SNMP & DNS Control)**

### **New function**

- (1) You can change the server port.
- (2) You can set the security IP address for each type of server.
- (3) You can define the rule for server access. (WAN only/LAN only, None, ALL).
- (4) The secure IP and port of the SNMP server is read only
- (5) The port of the SNMP and DNS server is read only.
- (6) The default server access of the SNMP and DNS is ALL.

### **Modification**

- (1) The default value for Server access rule is **ALL**.
- (2) Under the default setting: You can setup the Menu 15 to forwarding the server to LAN IP address. Thus you can configure the router through the WAN and you don't need to modify the server management or filter.

### **Note**

- (1) DNS Service is not available in Bridge Mode.

#### **Menu 24.11 - Remote Management Control**

```
TELNET Server:  Port = 23      Access = ALL
                  Secure Client IP = 0.0.0.0
FTP Server:     Port = 21      Access = ALL
                  Secure Client IP = 0.0.0.0
SSH Server:     Certificate = auto_generated_self_signed_cert
                  Port = 22      Access = ALL
                  Secure Client IP = 0.0.0.0
HTTPS Server:   Certificate = auto_generated_self_signed_cert
                  Authenticate Client Certificates = No
                  Port = 443      Access = ALL
                  Secure Client IP = 0.0.0.0
HTTP Server:    Port = 80      Access = ALL
                  Secure Client IP = 0.0.0.0
SNMP Service:   Port = 161      Access = ALL
                  Secure Client IP = 0.0.0.0
DNS Service:    Port = 53      Access = ALL
                  Secure Client IP = 0.0.0.0
Press ENTER to Confirm or ESC to Cancel:
```

## Appendix 2 Trigger Port

### Introduction

Some routers try to get around this "one port per customer" limitation by using "triggered" maps. Triggered maps work by having the router watch *outgoing* data for a specific port number and protocol. When the router finds a match, it remembers the IP address of the computer that sent the matching data. When the requested data wants to come back *in* through the firewall, the router uses the port mapping rules that are linked to the trigger, and the IP address of the computer that "pulled" the trigger, to get the data back to the proper computer.

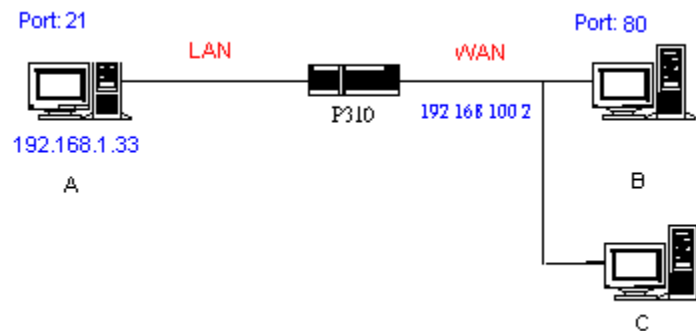
These triggered events can be timed so that they erase the port mapping as soon as they are done with the data transfer, so that the port mapping can be triggered by another Client computer. This gives the *illusion* that multiple computers can use the same port mapping at the same time, but the computers are really just taking turns using the mapping.

### How to use it

Following table is a configuration table.

Name	Incoming	Trigger
<b>Napster</b>	<b>6699</b>	<b>6699</b>
<b>Quicktime 4 Client</b>	<b>6970-32000</b>	<b>554</b>
<b>Real Audio</b>	<b>6970-7170</b>	<b>7070</b>
<b>User</b>	<b>1001-1100</b>	<b>1-100</b>

### How it works



For example, you are running a FTP Server on port 21 of machine A. And you may want this server accessible from the Internet without enabling NAT-based firewall. There are one Web Server on port 80 of machine B and another client C on the Internet.

- (1) As Prestige receives a packet from a local client A destined for the outside Internet machine B, it will check the destination port in the TCP/UDP header to see if it matches the setting in "Trigger Port" (80). If it matches, Prestige records the source IP of A (192.168.1.33) in its internal table.
- (2) Now client C (or client B) tries to access the FTP server in machine A. When Prestige to forward any un-requested traffic generated from Internet, it will first check the rules in port forwarding set. When no matches are found, it will then check the "Incoming Port". If it matches, Prestige will forward the packet to the recorded IP address in the

internal table for this port. (This behavior is the same as we did for port forwarding.)

- (3) The recorded IP in the internal table will be cleared if machine A disconnect from the sessions that matches the "Trigger Port".

**Notes**

- (1) Trigger events can't happen on data coming from *outside* the firewall because the NAT router's sharing function doesn't work in that direction.
- (2) Only one computer can use a port or port range at a time on a given real (ISP assigned) IP address.

### Appendix 3 Hard-coded packet filter for "NetBIOS over TCP/IP" (NBT)

The new set C/I commands is under "sys filter netbios" sub-command. Default values of any direction are "Forward", and trigger dial is "Disabled".

There are two CI commands:

(1) "sys filter netbios disp": It will display the current filter mode.

Example output:

```
===== NetBIOS Filter Status =====  
LAN to WAN:          Block  
WAN to LAN:          Forward  
IPSec Packets:        Forward  
Trigger Dial:         Disabled
```

(2) "sys filter netbios config <type> {on/off}": To configure the filter mode for each type. Current filter types and their description are:

Type	Description	Default mode
0	LAN to WAN	Forward
1	WAN to LAN	Forward
6	IPSec pass through	Forward
7	Trigger dial	Disabled

Example commands:

```
sys filter netbios config 0 on  => block LAN to WAN NBT packets  
sys filter netbios config 1 on  => block WAN to LAN NBT packets  
sys filter netbios config 6 on  => block IPSec NBT packets  
sys filter netbios config 7 off => disable trigger dial
```

## Appendix 4 Traffic Redirect/Static Route Application Note

### Why traffic redirect/static route be blocked by ZyWALL

ZyWALL is the ideal secure gateway for all data passing between the Internet and the LAN. For some reasons (load balance or backup line), users want traffics be re-routed to another Internet access devices while still be protected by ZyWALL. The network topology is the most important issue. Here is the common example that people misemploy the LAN traffic redirect and static route.

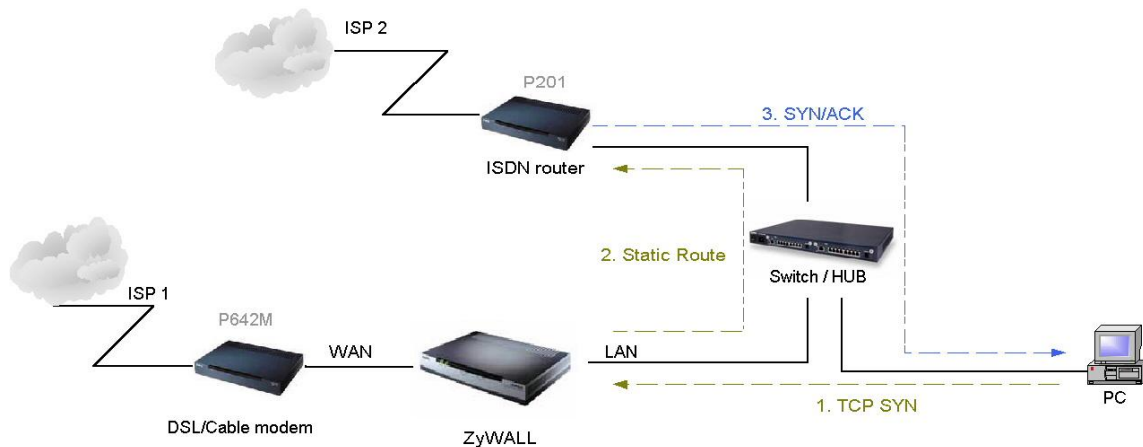


Figure 4-1 Triangle Route

Figure 4-1 indicates the triangle route topology. It works fine with turn off firewall. Let's take a look into the perspective toward this situation.

- Step 1. PC sends outgoing traffics through ZyWALL because default gateway assigned to it.
- Step 2. Then, ZyWALL will redirect the traffics to another gateway (ISDN/Router) as we expect.
- Step 3. But the return traffics do not go through ZyWALL because the gateway (say, P201) and the PC are on the same IP network. **Any traffic will easily inject into the protected network area through the unprotected gateway.**
- Step 4. When firewall turns on, it could be worse. ZyWALL will check the outgoing traffics by ACL and create dynamic sessions to allow legal return traffics. For Anti-DoS reason, ZyWALL will send RST packets to the PC and the peer because it never received TCP SYN/ACK packet.

That causes all of outgoing TCP traffics being reset!

### How traffic redirect/static route works under protection - Solutions

#### (1) Gateway on alias IP network

IP alias allows you to partition a physical network into different logical IP networks over the same Ethernet interface. The ZyWALL supports three logical LAN interfaces via its single physical Ethernet interface with the ZyWALL itself as the gateway for each LAN network. Division of protected LAN and the other gateway into different subnets will trigger the incoming traffic back to ZyWALL and it can work as normal function.



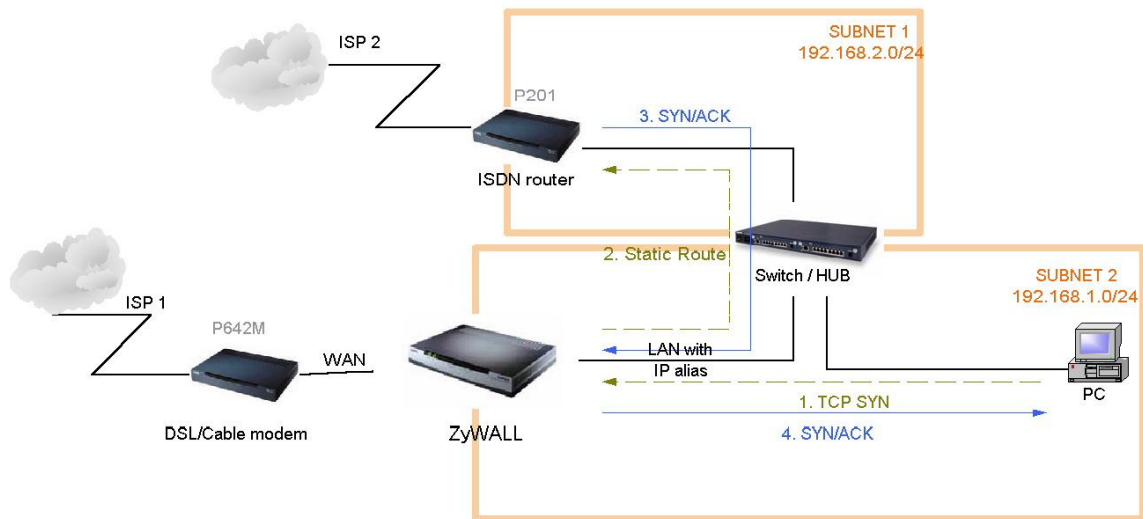


Figure 4-2 Gateway on alias IP network

## (2) Gateway on WAN side

A working topology is suggested as below.

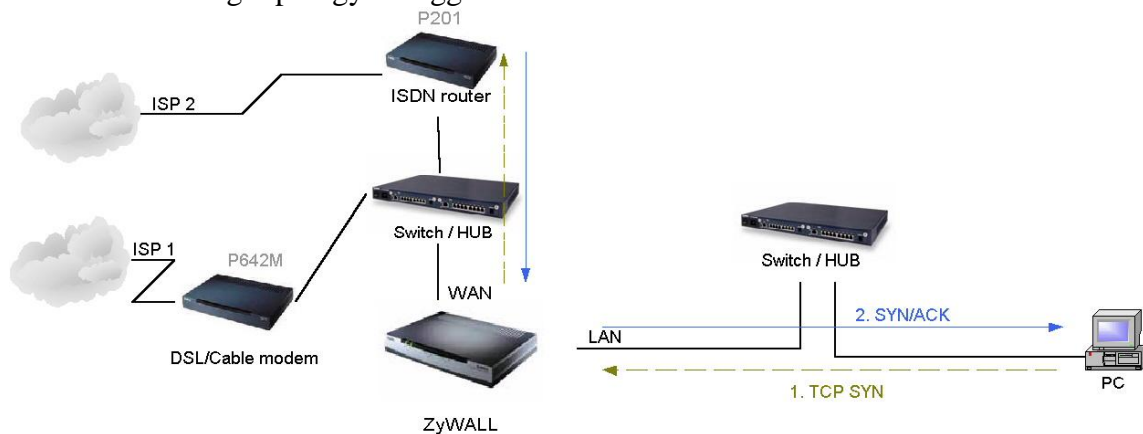


Figure 5-3 Gateway on WAN side

## Appendix 5 IPSec FQDN support

ZyWALL A-----Router C (with NAT) -----ZyWALL B  
(WAN) (WAN) (LAN) (WAN)

If ZyWALL A wants to build a VPN tunnel with ZyWALL B by passing through Router C with NAT, A can not see B. It has to secure gateway as C. However, ZyWALL B will send it packet with its own IP and its ID to ZyWALL A. The IP will be NATed by Router C, but the ID will remain as ZyWALL B sent.

In FQDN design, all three types, IP, DNS, E-Mail, can set ID content. For ID type is DNS or E-mail, the behavior is simple. ZyWALL A and ZyWALL B only checks the ID contents are consistent and they can connect.

Basically the story is the same when ID type is IP. If user configures ID content, then ZyWALL will use it as a check. So the ID content also has to match each other. For example, ID type and ID content of incoming packets must match “Peer ID Type” and “Peer ID content”. Or ZyWALL will reject the connection.

However, user can leave “ID content” blank if the ID type is IP. ZyWALL will put proper value in it during IKE negotiation. This appendix describes all combinations and behaviors of ZyWALL.

We can put all combinations in to these two tables:

(Local ID Type is IP):

Configuration		**Run-time status	
My IP Addr	Local ID Content	My IP Addr	Local ID Content
0.0.0.0	*blank	My WAN IP	My WAN IP
0.0.0.0	a.b.c.d (it can be 0.0.0.0)	My WAN IP	a.b.c.d ( 0.0.0.0, if user specified it)
a.b.c.d (not 0.0.0.0)	*blank	a.b.c.d	a.b.c.d
a.b.c.d (not 0.0.0.0)	e.f.g.h (or 0.0.0.0)	a.b.c.d	e.f.g.h (or 0.0.0.0)

\*Blank: User can leave this field as empty, doesn’t put anything here.

\*\*Runtime status: During IKE negotiation, ZyWALL will use “My IP Addr” field as source IP of IKE packets, and put “Local ID Content” in the ID payload.

(Peer ID Type is IP):

Configuration		*Run-time check
Secure Gateway Addr	Peer ID Content	
0.0.0.0	blank	Just check ID types of incoming packet and machine’s peer ID type. If the peer’s ID is IP, then we accept it.
0.0.0.0	a.b.c.d	System checks both type and content
a.b.c.d	blank	1. System will check the ID type and the content. 2. The contents will match only if the ID content of coming packet is a.b.c.d because system will put Secure Gateway Address as Peer ID content.
a.b.c.d	e.f.g.h	1. System will check the ID type and the content. 2. The contents will match only if the ID content of coming packet is e.f.g.h.

\*Runtime Check: During IKE negotiation, we will check ID of incoming packet and see if it matches our setting of “Peer ID Type” and “Peer ID Content”.

## **Summary:**

1. When Local ID Content is blank which means user doesn't type anything here, during IKE negotiation, my ID content will be "My IP Addr" (if it's not 0.0.0.0) or local's WAN IP.
2. When "Peer ID Content" is not blank, ID of incoming packet has to match our setting. Or the connection request will be rejected.
3. When "Secure Gateway IP Addr" is 0.0.0.0 and "Peer ID Content" is blank, system can only check ID type. This is a kind of "dynamic rule" which means it accepts incoming request from any IP, and these requests' ID type is IP. So if user put a such kind of rule in top of rule list, it may be matched first. To avoid this problem, we will enhance it in the future.

## **Appendix 6 Embedded HTTPS proxy server**

HTTPS (Hypertext Transfer Protocol over Secure Socket Layer, or HTTP over SSL) is a Web protocol developed by Netscape and built into its browser that encrypts and decrypts user page requests as well as the pages that are returned by the Web server. HTTPS is really just the use of Netscape's Secure Socket Layer (SSL) as a sublayer under its regular HTTP application layering.

The ZyWALL's embedded HTTPS proxy server is basically an SSL server which performs SSL transactions, on behalf of the embedded HTTP server, with an SSL client such as MSIE or Netscape. As depicted by the figure below, when receiving a secure HTTPS request from an SSL-aware Web browser, the HTTPS proxy server converts it into a non-secure HTTP request and sends it to the HTTP server. On the other hand, when receiving a non-secure HTTP response from the HTTP server, the HTTPS proxy server converts it into a secure HTTPS response and sends it to the SSL-aware Web browser.

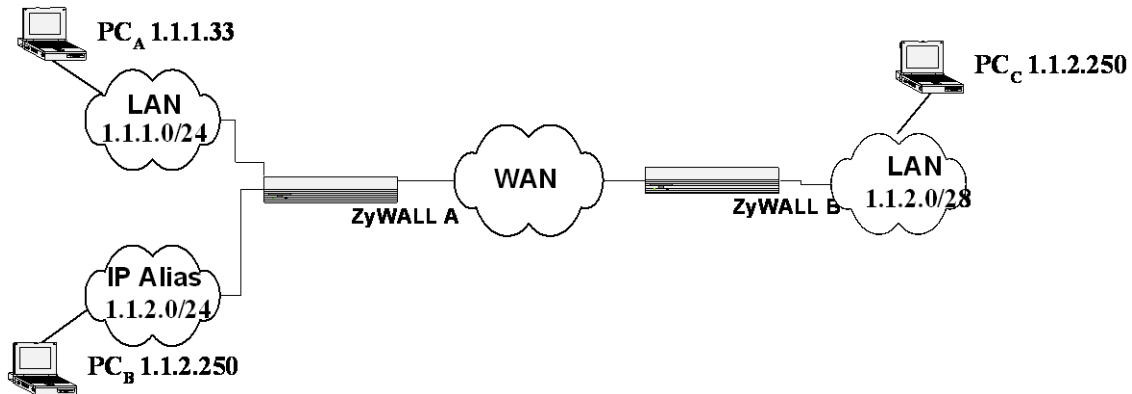
By default, the HTTPS proxy server listens on port 443 instead of the HTTP default port 80. If the ZyWALL's HTTPS proxy server port is changed to a different number, say 8443, then the URL for accessing the ZyWALL's Web user interface should be changed to <https://hostname:8443/> accordingly.

## **Appendix 7 Wi-Fi Protected Access**

Wi-Fi Protected Access(WPA) is a subset of the IEEE 802.11i. WPA improves data encryption by using TKIP, MIC and IEEE 802.1X. Because WPA applies 802.1X to authenticate WLAN users by using an external RADIUS server, so you can not use the Local User Database for WPA authentication.

For those users in home or small office, they have no RADIUS server, WPA provides the benefit of WPA through the simple "WPA-PSK". Pre-Shared Key(PSK) is manually entered in the client and ZyWALL for authentication. ZyWALL will check the client PSK and allow it join the network if it's PSK is matched. After the client pass the authentication, ZyWALL will derived and distribute key to the client, and both of then will use TKIP process to encrypt exchanging data.

## Appendix 8 IPSec IP Overlap Support



*Figure 1*

The ZyWALL uses the network policy to decide if the traffic matches a VPN rule. But if the ZyWALL finds that the traffic whose local address overlaps with the remote address range, it will be confused if it needs to trigger the VPN tunnel or just route this packet.

So we provide a CI command “ipsec swSkipOverlapIp” to trigger the VPN rule. For example, you configure a VPN rule on the ZyWALL A as below:

Local IP Address Start= 1.1.1.1    End= 1.1.2.254  
Remote IP Address Start= 1.1.2.240    End = 1.1.2.254

You can see that the Local IP Address and the remote IP address overlap in the range from 1.1.2.240 to 1.1.2.254.

(1) Enter “ipsec swSkipOverlapIp off”:

To trigger the tunnel for packets from 1.1.1.33 to 1.1.2.250. If there is traffic from LAN to IP Alias (Like the traffic from PC<sub>A</sub> to PC<sub>B</sub> in Figure 1), the traffic still will be encrypted as VPN traffic and routed to WAN, you will find their traffic disappears on LAN.

(2) Enter “ipsec swSkipOverlapIp on”:

Not to trigger the tunnel for packets from 1.1.1.33 to 1.1.2.250. Even the tunnel has been built up, the traffic in this overlapped range still cannot be passed.

[Note]

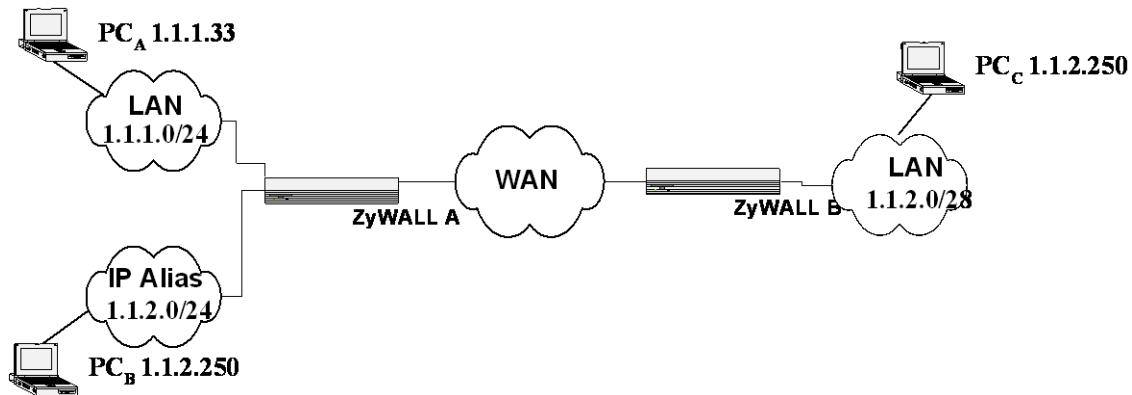
If you configure a rule on the ZyWALL A whose

Local IP Address Start= 0.0.0.0

Remote IP Address Start= 1.1.2.240 End = 1.1.2.254

No matter swSkipOverlapIp is on or off, any traffic from any interfaces on the ZyWALL A will match the tunnel. Thus swSkipOverlapIp is not applicable in this case.

## Appendix 9 VPN Local IP Address Limitation



**Figure 1**

There is a limitation when you configure the VPN network policy to use any Local IP address. When you set the Local address to 0.0.0.0 and the Remote address to include any interface IP of the ZyWALL at the same time, it may cause the traffic related to remote management or DHCP between PCs and the ZyWALL to work incorrectly. This is because the traffic will all be encrypted and sent to WAN.

For example, you configure a VPN rule on the ZyWALL A as below:

Local IP Address Start= 1.1.1.1    End= 1.1.2.254  
 Remote IP Address Start= 1.1.2.240    End = 1.1.2.254

ZyWALL LAN IP = 1.1.1.10

ZyWALL LAN IP falls into the Local Address of this rule, when you want to manage the ZyWALL A from PC<sub>A</sub>, you will find that you cannot get a DHCP Client IP from the ZyWALL anymore. Even if you set your IP on PC<sub>A</sub> as static one, you cannot access the ZyWALL.

## Appendix 10 VPN rule swap limitation with VPN Client on XAuth

Example 1:

ZyWALL (WAN)----- VPN Client  
 (IP:1.1.1.1)                      (IP:1.1.1.2)

ZyWALL VPN Rule: Two IKE rule	
<p>➤ Dynamic IKE rule:                      Security Gateway: 0.0.0.0                      X-Auth: Server                      I. Policy one:                          - Name: "Rule_A"                          - Local: 192.168.2.0/24                          - Remote: 0.0.0.0</p>	<p>➤ Static IKE rule:                      Security Gateway: 1.1.1.2                      X-Auth: None                      I. Policy one:                          - Name: "Rule_B"                          - Local: 192.168.1.0/24                          - Remote: 1.1.1.2/32</p>

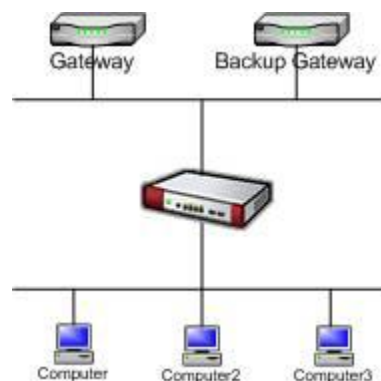
ZyXEL VPN Client
Security Gateway: 1.1.1.1
Phase one Authentication method: Preshare Key
Remote: 192.168.1.0/24

In example 1, user may wonder why ZyWALL swap to dynamic rule even VPN client only set authentication method as “Preshare Key” not “Preshare Key+XAuth”. The root cause is that currently ZyXEL VPN Client will send XAuth VID no matter what authentication mode that him set. Because of the XAuth VID, ZyWALL will swap to dynamic rule.

This unexpected rule swap result is a limitation of our design. For ZyWALL, when we got initiator’s XAuth VID in IKE Phase One period, we know initiator can support XAuth. To take account of security, we will judge that initiator want to do XAuth, and we will search one matched IKE Phase One rule with XAuth server mode as the top priority. To our rule swap scheme, we search static rule first then dynamic rule. In example 1, we will find the static rule, named “Rule\_B”, to build phase one tunnel at first. After finished IKE phase one negotiation, we known initiator want to do XAuth. Since Rule\_B has no XAuth server mode, we try to search another rule with correct IKE Phase One parameter and XAuth server mode. The search result will lead us to swap rule to dynamic rule, named “Rule\_A”. Thus to build VPN tunnel will fail by Phase Two local ip mismatch.

To avoid this scenario, the short-term solution is that we recommend user to set two IKE rule with different Phase One parameter. The long-term solution is that VPN Client needs to modify the XAuth VID behavior. VPN Client should not send XAuth VID when authentication method is “Preshare key”, but send XAuth VID when authentication method is “Preshare key+XAuth”.

## **Appendix 11 The mechanism of Gratuitous ARP in the ZyWALL**



In the past, if the ZyWALL gets a gratuitous ARP it will not update the sender's MAC mapping into its ARP table. In current design, if you turn on 'ip arp ackGratuitous active yes', the ZyWALL will response such packet depends on two case: 'ip arp ackGratuitous forceUpdate on' or 'ip arp ackGratuitous forceUpdate off'. if you turn on forceUpdate, then the ZyWALL gets gratuitous ARP, it will force to update MAC mapping into the ARP table, otherwise if turn off forceUpdate, then the ZyWALL gets gratuitous

ARP, it will update MAC mapping into the ARP table only when there is no such MAC mapping in the ARP table.

Give an example for its purpose, there is a backup gateway on the network as the picture. One day, the gateway shuts down and the backup gateway is up, the backup gateway is set a static IP as original gateway's IP, it will broadcast a gratuitous ARP to ask who is using this IP. If ackGratuitous is on, the ZyWALL receive the gratuitous ARP from the backup gateway, it will also send an ARP request to ask who is using this IP. Once the ZyWALL gets a reply from backup gateway, it will update its ARP table so that the ZyWALL can keep a correct gateway ARP entry to forward packets. If ackGratuitous is off, the ZyWALL will not keep a correct gateway ARP entry to forward packets.

There is one thing need to be noticed: update the ARP entry might still have dangers more or less if there is a spoofing attack. So we suggest if you have no opportunity to meet the problem, you can turn off ackGratuitous. forceUpdate on will be more dangerous than forceUpdate off because it update ARP table even when ARP entry is existing.

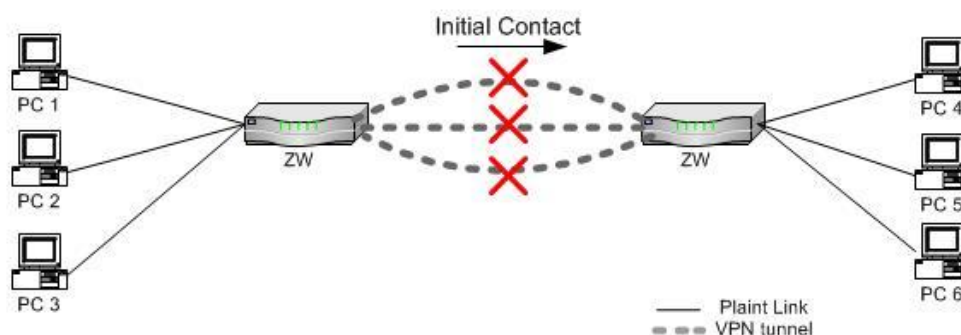
## **Appendix 12 The mechanism when the ZyWALL receives a IKE packets with IC**

[RFC 2407]The INITIAL-CONTACT(IC) status message may be used when one side wishes to inform the other that this is the first SA being established with the remote system. The receiver of this Notification Message might then elect to delete any existing SA's it has for the sending system under the assumption that the sending system has rebooted and no longer has access to the original SA's and their associated keying material.

The ZyWALL has two ways to delete SA when it receives IC, it is switched by a global option 'ipsec initContactMode gateway/tunnel':

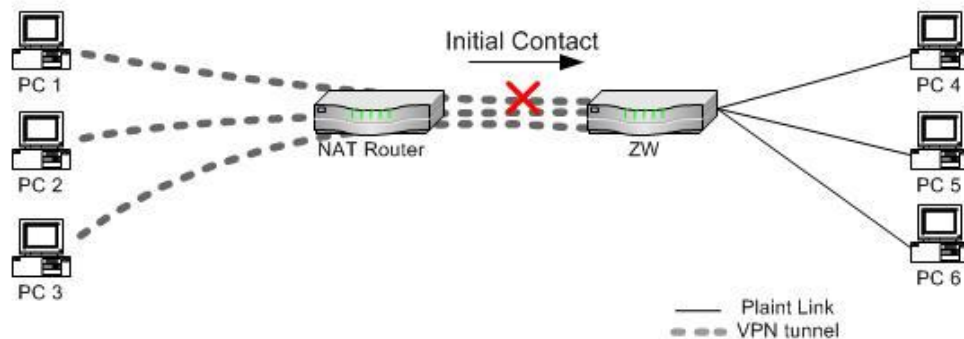
### **(1)ipsec initContactMode gateway**

When the ZyWALL receives a IKE packets with IC, it deletes all tunnels with the same secure gateway IP. It is default option because the ZyWALL is site to site VPN device. Take the picture 1 as example, there are three VPN tunnels are created between ZWA and ZWB, but ZWA reboots for some reasons, and after rebooting, the ZWA will send a IKE with IC to the ZWB, then the ZWB will delete all existing tunnels whose security gateway IP is the same as this IKE's one and build a new VPN tunnel for the sender.



(2)ipsec initContactMode tunnel

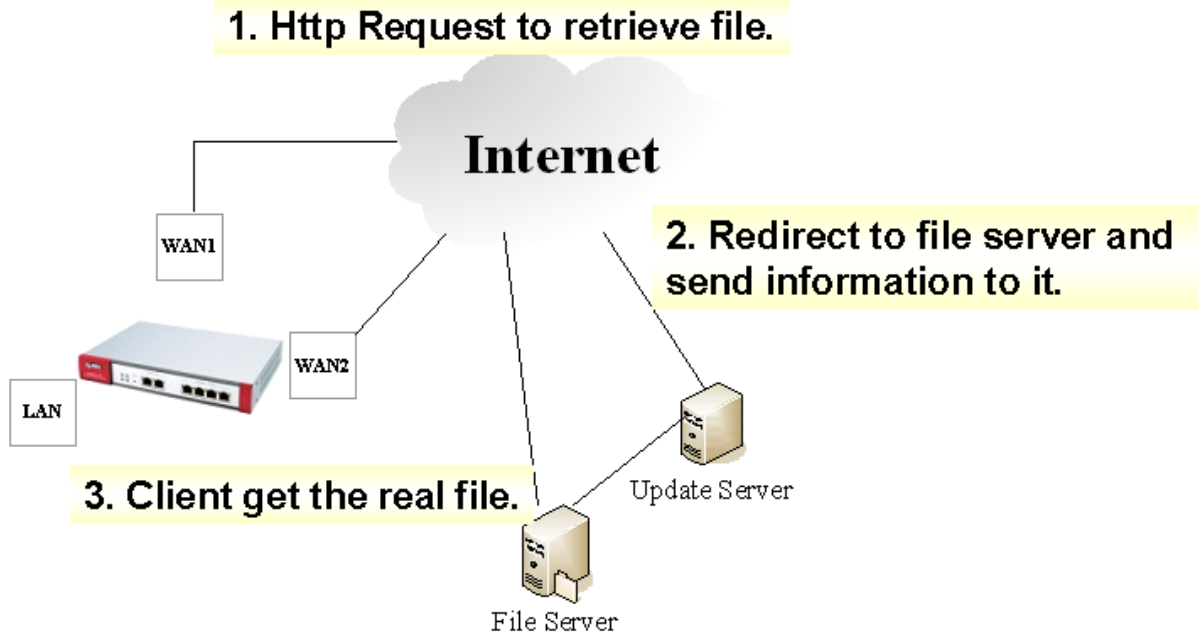
When the ZyWALL receives a IKE packets with IC, it deletes only one existing tunnel, whose security gateway IP is not only the same as this IKE's one and also its phase 2 ID(network policy) should match. It is suitable when your tunnel is created from a VPN peer to ZyWALL and there are more than two this kind of VPN peers build tunnels behind the same NAT router. Take the picture 2 as example, PC 1, PC2 and PC3 has it's own VPN software to create tunnels with ZW. Suppose that the PC1, PC2 and PC3 separately create different tunnels with ZW for the traffic to PC4, PC5 and PC6, once the PC1 reboots for some reasons, and after rebooting, the PC1 sends a IKE with IC to the ZWB, then the ZWB will only delete the tunnel which is used by PC1 and PC4 and build a new VPN tunnel for it. So other tunnels will not be disconnected.



### **Appendix 13 The mechanism of hose-based load balance feature**

- (1) A PC in LAN side wants to download a file from the remote server in the Internet.
- (2) ZyWALL 5 or ZyWALL 70(Multiple WAN product with Load Sharing feature in Active/Active mode)
- (3) PC sends a request to "Update Server" through "WAN1".
- (4) "Update Server" will reply a file list to the PC, the download address of the fill will be "File Server", at the same time "Update Server" will inform that there is a PC located at "WAN1" IP address will get file from you.
- (5) PC knows the file address and retrieve the file through "WAN2".
- (6) "File Sever" thinks the PC's IP should be "WAN1" instead of "WAN2". It rejects the PC's request.





In this scenario, we should have a mechanism to ensure that the second session should follow the first session's path to avoid this kind of problem.

That's why we add this feature.

How does this feature work?

- (1) PC sends a request to "Update Server" through "WAN1".
- (2) "Update Server" will reply a file list to the PC, the download address of the fill will be "File Server", at the same time "Update Server" will inform that there is a PC located at "WAN1" IP address will get file from you.
- (3) PC knows the file address and want to retrieve the file. ZyWALL finds that the PC already created a session **five seconds ago**, the session went out through "WAN1". It will route this new session by "WAN1".

Five seconds is a key point.

We will have a timeout value.

In this case, if we set the timeout value as "1 seconds". The device **will not** route the new session to the same interface.

If we set the timeout value as "10 seconds", 5 seconds is not timeout. The device **will** route the new session to the same interface.


## Appendix 14: The mechanism of ZyWALL IPSec policy IP conflict check:

ZyWALL classifies traffic to IPSec tunnels according to Network Policies. If there are two Network Policies “conflicted”, it’s not possible for ZyWALL to classify traffic correctly. Two policies will conflict if they satisfy both the following conditions at the same time:


- (1) IP address range of “Local Network” of two policies overlaps.
- (2) IP address range of “Remote Network” of two policies overlaps.

For example, the following two Network Policies will conflict:


Policy 1:

Local Network	
 Address Type	Range Address <input type="button" value="v"/>
Starting IP Address	192 . 168 . 1 . 33
Ending IP Address / Subnet Mask	192 . 168 . 1 . 100
Local Port	Start <input type="text" value="0"/> End <input type="text" value="0"/>


  

Remote Network	
 Address Type	Single Address <input type="button" value="v"/>
Starting IP Address	192 . 168 . 2 . 33
Ending IP Address / Subnet Mask	0 . 0 . 0 . 0
Remote Port	Start <input type="text" value="0"/> End <input type="text" value="0"/>

Policy 2:

Local Network	
 Address Type	Range Address <input type="button" value="v"/>
Starting IP Address	192 . 168 . 1 . 50
Ending IP Address / Subnet Mask	192 . 168 . 1 . 200
Local Port	Start <input type="text" value="0"/> End <input type="text" value="0"/>

Remote Network	
 Address Type	Subnet Address <input type="button" value="v"/>
Starting IP Address	192 . 168 . 2 . 0
Ending IP Address / Subnet Mask	255 . 255 . 255 . 0
Remote Port	Start <input type="text" value="0"/> End <input type="text" value="0"/>

To ensure there are no conflicted rules, ZyWALL will compare Network Policy with all other policies during configuration and IKE negotiation. The conflict check occurred at the following situations:

- (1) Save Network policy at configuration time
- (2) Process runtime policy sent from remote gateway during IKE negotiation

	Policies under Static IKE rule (configuration)	Policies under Dynamic IKE rule (configuration)	Runtime policies (IKE negotiation)
Policies under Static IKE rule (configuration)	Compare	Not compare	Not compare
Policies under Dynamic IKE rule (configuration)	Not compare	Not compare	Not compare
Runtime policies (IKE negotiation)	Compare	Not compare	Compare

Note:

- (1) “Compare” means ZyWALL will compare policies in row with policies in column. E.g. ZyWALL will compare “Policies under Static IKE rule” with other “Policies under Static IKE rule”. On the other hand, a policy under dynamic rule will not compare with other policies. During IKE negotiation, with peer policy information, ZyWALL can use the result runtime policy to compare with policies under static and dynamic IKE rules.
- (2) Policies under Static/Dynamic IKE rule are rules in Romfile.
- (3) Runtime policies are policies received from remote gateway. This remote gateway acts as initiator and sends IKE request to ZyWALL. It matches one policy under Dynamic IKE rule. ZyWALL will check whether the received policy conflict with other policies.
- (4) IP address 0.0.0.0 under Static IKE rule means “Any Address”. So it will overlap with all IP address.
- (5) Since “Remote Network” of Network Policy under Dynamic IKE rule can only be determined when tunnel negotiation, ZyWALL skip conflict checking when configuration. It is only compared during IKE negotiation.